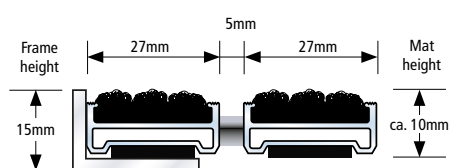







TOP CLEAN CLASSIC 10

Ribbed Carpet

If you are looking for a premium-quality entrance mat at a highly attractive price, the Top Clean CLASSIC system might be your first choice. Any combination of scraper bars and brushes within the product range of the TREND series is also available for Top Clean CLASSIC. PE foam on the aluminium underside ensures optimum noise reduction and provides maximum bearing surface. Top Clean CLASSIC is made to measure, rollable and easy to clean. Custom-made versions are available in any width and depth; special shapes are available at an extra charge.



-  For use indoors or in covered outdoor areas
-  Accessible
-  Recyclable
-  Rust-proof



1

Zone 1: Coarse Dirt Collecting Area

2


Zone 2: Intermediate Zone for heavily frequented Entrance Areas

3

Zone 3: Fine Dirt and Damp Dirt Collecting Area

TECHNICAL DATA











Aluprofile	Warp resistant aluminium profile (alloy EN AW 6063)
Upper	Fine Ribbed Carpet: UV-resistant heavy-duty polypropylene
Underside	Slip resistance and noise reduction achieved by bonded PE-foam
Connection	Stainless steel wire rope V2A Ø 2 mm
Lock	Special threaded nipple with stainless steel screw (rust-proof).
Profile Spacing	5 mm. Flexible spacers made of rubber.
Automatic Door Systems	Profile spacing optional also in 3 mm for revolving doors conforming to DIN 18650
Profile width Fine Ribbed Carpet	27 mm
Mat height	ca. 10 mm
Wall thickness	up to 1,2 mm
Weight/m²	8,3 kg
Max. profile length in one piece	300 cm
Max. weight in one piece	50 kg
Special shapes	Can be custom-made to your specifications (at an extra charge)
Mat division	Standard = as of a profile length of 300 cm or weight of 50 kg Mat divisions into a profile length and weight according to customer requirements are possible
Mat connectors	High-quality connectors made of V2A are mounted in the factory in the case of multiple-part mats or supplied loose



TOP CLEAN CLASSIC 10

Ribbed Carpet

PRODUCT INFORMATION

Traffic ¹⁾  normal	Suitability for wheels ²⁾  350 kg	Static load ³⁾  6.000 kg	Load per wheel ⁴⁾  200 kg
Dirt absorption  medium	Dirt absorption  high	Slip resistance  Ribbed Carpet R11	Fire behaviour  Ribbed Carpet Cfl-s1
Warranty ⁵⁾  10 years	Reach ⁶⁾  REACH-compliant		
Suitability to cross over with	Wheelchair, Luggage trolley		
Areas of application ⁷⁾	<ul style="list-style-type: none"> • Object areas • Public areas • Private areas 		

ACCESSORIES

(for an additional charge)	<ul style="list-style-type: none"> • Mat frame • T-bars (for all multiple-part Top Clean mats without connectors)
----------------------------	---

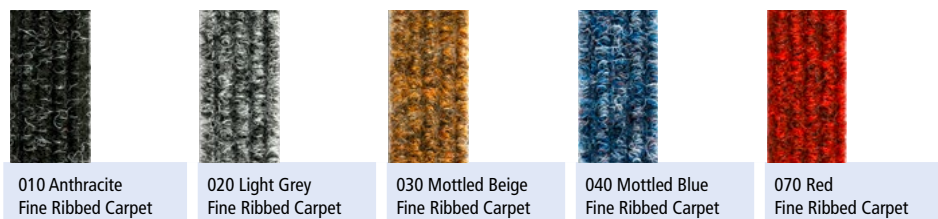
SERVICES

(on site, for an additional charge)	<ul style="list-style-type: none"> • Building site advice • Measurement using digital measuring device • Fitting and laying service • Disposal of used mats • Repairs/replacement of insert types following wear • Cleaning
-------------------------------------	---

TOP CLEAN CLASSIC 10





















Ribbed Carpet

RIBBED CARPET COLOURS



Due to technical limitations colours are only approximate.

RIBBED CARPET PROPERTIES

 Total height: up to 11 mm	 Application fields (DIN 66095): extreme	 Slip resistant characteristics R11 to DIN 51130
 Total weight: up to 3,000 g/m²	 Rollable	 Low-emission to RAL-ZU 128
 Fibre: 100% Polypropylen	 Heat conductive	 Anti-Static < 2 kV
 Material design: Cut-loop	 Sound absorbing	 Colour fastness against light ISO 105 B02: good 6
 Pile weight: up to 1,700 g/m²	 Fire rating to DIN EN 13501-1 (on request)	 Colour fastness against friction ISO 105 X12: good
 Backing: SBR-Latex impregnation	 Suitable für wheel chairs	 Colour fastness against water ISO 105 E01: good 5
 Suitable for heavy traffic	 Suitable for chair castor to DIN 54324	

Technical changes and errors excepting.

- 1) Normal: used on foot up to approx. 2,800 times, medium: approx. 2,800 times or more, strong: approx. 5,100 times or more per day.
- 2) Suitable for a customary lift truck (tandem rollers) up to the specified total weight.
- 3) The static load tests to establish the load-bearing capacity of our entrance mats have been performed on a testing machine able to conduct tests with a load of up to 100 t, using a 10 × 10 cm (=100 cm²) pressure vessel. Mats with Brush Strips or Scraper Bars are only suitable for wheeled items to a limited extent. It is vital to avoid accelerating, braking or manoeuvring on the mats!

- 4) The specified loads refer to a polyurethane wheel with a diameter of 85 mm and width of 100 mm. When investigating our entrance matting systems, we simulated the point load that is applied to the mat by a single roller. To obtain the overall load, this value can be multiplied by the number of rollers that the means of transportation has.
- 5) Production and material defect warranty. The warranty depends on the manner of application, installation, and regular cleaning and maintenance in accordance with the recommendations of GEGGUS. All warranties are subject to our Terms of Sale and Supply. These can be found on the Internet at www.geggus.de.

- 6) GEGGUS products do not contain, in a concentration of more than 0.1%, any substances that are currently considered to be of very high concern (SVHC) and that are included on the candidate list.
- 7) When assessing the requirements for a particular application, the performance features of the individual mat types should be taken into account.