

# + Premium Entrance Matting Systems

Catalogue | Edition 2017 · 2018



**GEGGUS**<sup>®</sup>

**70**  
YEARS  
1947-2017



# FACTS & FIGURES



**x 5**

Mats with the total size of five football fields were installed globally by GEGGUS GROUP in 2016

## 30 Countries

We delivered premium entrance matting systems by GEGGUS GROUP to destinations in 30 countries in 2016

## 50 Employees

of GEGGUS Group are glad to fulfill any customer request within a few days, including ambitious formats, designs, and quality standards

## Awards



German Design Award 2016  
Product: Top Clean BRUSH



Iconic Award 2017  
Product: Safe Clean TREND



## Top Innovator



GEGGUS GmbH received this award in 2014 in recognition of its innovative products and innovative production processes

## Quality



High quality standards – thanks to handmade production in our manufacturing site in Germany

## GEGGUS TV



This QR code will lead you directly to our 2016 company clip and the "footfall sound" product video on GEGGUS TV

**facebook**

Follow us on facebook!

## Design and optimum function in one system

Entrance areas are crucial to leave a lasting impression – like a perfect presentation. High-quality materials like marble, granite, or parquet can be used to create elegant flooring and a welcoming atmosphere for customers and visitors.

This involves high standards regarding design, performance, and security for entrance mats. Matting systems are applied to protect prestigious entrance areas from dirt, moisture, and damage. At the same time, they have to fit in as a design element.

The Top Clean brand combines efficient dirt collection with a multitude of design options in one system. Robustness and a long life-cycle are characteristic of the universally applicable systems solutions. Furthermore, all Top Clean solutions provide accessibility for handicapped persons and are equipped with dependable noise prevention. A wide choice of profile heights and profile spacings, as well as a range of colours for ribbed carpet and brush inlays is available. We also offer made-to-measure products.


Top Clean entrance matting systems are manufactured for you according to the highest quality and precision standards within only five working days. This catalogue presents numerous design options. We would be delighted to assist you with planning your entrance area.

Kai Geggus,  
Managing Director, GEGGUS GmbH

# CONTENT

<b>1 PLANNING FOR ENTRANCE AREAS</b>	
Examples of Use	13
Mat Heights	14
Inlays/Additional Profiles	14
Areas of Use	14
Top Clean Mat Systems Prevent Impact Sound	15
Planning for Mats, Frames and Dirt Collecting Trays	16
Connectors for multi-part mats	17
What Is Important when Installing Aluminium Profile Mats?	18
Custom-Fit Templates for Special Mat Shapes	19
Overview of Colours	20
Load · Traffic	21
<b>2 MATTING SYSTEMS FOR INSIDE AREAS</b>	
Top Clean TREND® XL GREEN MOTION with Eco-Friendly Ribbed Carpet	24
Top Clean TREND® with Recycling Ribbed Carpet	25
Top Clean TREND® Normal Load	26
Top Clean TREND® XL for Large Areas	28
Top Clean LIGHT Ribbed Carpet	30
Top Clean FLAT – Compact and Ultra-Flat	31
Top Clean STABIL Heavy Duty	32
Top Clean STABIL XL for Large Areas	34
Top Clean OBJEKT Extreme Heavy Duty	36
Top Clean HIGH for Extreme and Heavy Load	38
<b>3 MATTING SYSTEMS OUTDOOR AREAS</b>	
Top Clean TREND® for Normal Load	42
Top Clean TREND® XL for Large Areas	44
Top Clean BRUSH Brush Strip	47
Top Clean STABIL for Heavy Load	48
Top Clean STABIL Possible Combinations	49
Top Clean STABIL XL for Large Areas	50
Top Clean OBJEKT Extreme Duty	52
Top Clean HIGH for Extreme and Heavy Load	54
<b>4 SAFETY IN ENTRANCE AREAS</b>	
Visual and Tactile Guidance Systems for Entrance Areas	59
Safe Clean TREND: A Luminescent Safety Mat Combination	61
<b>5 DESIGN IN ENTRANCE AREAS</b>	
Top Clean TREND CURVE	65
First Impressions Last! Matting Systems in Your Corporate Design	67
Stainless Steel Bars with Logos	68
Logo Bar with LED Illumination	68
<b>6 CUSTOM-MADE SOLUTIONS</b>	
Special Shapes: Frames and Matting	71
Individual Design – Individual Profile Colours	73
High-Quality Upgrading: Anodized Profile Surface with Corrosion Protection	73
<b>7 ACCESSORIES · MAINTENANCE</b>	
SPEZIAL Angle Frame	76
T-Bars	76
Installation Guide for Frames	77
Dirt Collecting Trays Stainless Steel or Aluminium	79
Ramped Edge Frame for Top Clean	80
Cleaning and Maintenance	81
Fax Sheet	82





Top Clean matting systems are the perfect solution for your lobby or entrance area. Suitable for interior, exterior, or passage zones, every floor mat can be designed according to your individual preferences.







## The Blue Angel

The Blue Angel – Germany’s oldest environment certification label – has been setting standards for the protection of people and the environment for decades. Independent experts set out strict test criteria for every product group, and these are continuously being adapted to the current state of technology. The Blue Angel is a guarantee that the products bearing this label have high-quality product properties and the best marks for being environmentally friendly. The environment seal of quality thus provides certitude for purchases, so that products which do not waste resources and are not damaging to health may be selected.

The ribbed carpet inlay of the newly developed Top Clean Trend XL GREEN MOTION impressed the environmental experts with its high durability and the ecological effectiveness, and was awarded the Blue Angel certificate. For inclusion in the category floor coverings, GREEN MOTION was tested in emission chambers specifically with regard to the emission of pollutants.















A member of  
**DGNB**

Deutsche Gesellschaft für Nachhaltiges Bauen  
German Sustainable Building Council

Among the certifications for sustainable building, the DGNB (Deutsche Gesellschaft für Nachhaltiges Bauen – German Sustainable Building Council) system is characterized by its comprehensive assessment method. Obtaining the DGNB certificate involves the outstanding fulfilment of the numerous criteria for sustainability. The DGNB certification concept takes into account all essential aspects of the entire life cycle of a building. This comprehensive assessment of all components also includes a building's walk-off cleaning systems. Top Clean entrance floor matting systems contribute to the building's sustainability through high effectiveness and a long life cycle. The fully recyclable mat system "GREEN MOTION" has been developed especially for this purpose.







# 1

## PLANNING FOR ENTRANCE AREAS

- 13 Examples of Use
- 14 Mat Heights
- 14 Inlays/Additional Profiles
- 14 Areas of Use
- 15 Top Clean Mat Systems Prevent Impact Sound
- 16 Planning for Mats, Frames and Dirt Collecting Trays
- 17 Connectors for multi-part mats
- 18 What Is Important when Installing Aluminium Profile Mats?
- 19 Custom-Fit Templates for Special Mat Shapes
- 20 Overview of Colours
- 21 Load · Traffic

**A Lovely Entrance –  
a Strong Performance!**

Top Clean entrance mats with exceptional design are an eye-catcher. Collecting dirt efficiently, they also ensure a high level of safety and cost effectiveness. Our all-purpose entrance matting systems may be used in inside, intermediate, and outside areas. Profiles with various materials collect foot-borne coarse dirt and humidity outside the building, thereby significantly reducing the risk of accidents on slippery floors. Thanks to a range of available heights and material components with varying degrees of thickness, we are able to provide optimal solutions with the seal of quality "Handmade in Germany" for any entrance area.



1



Outdoor use (coarse dirt collecting area)

2



Passage zone (heavily frequented entrance area)

3




Indoor use (fine dirt and damp dirt collecting area)



## Examples of Use




Ribbed carpet



Grooved rubber



Ribbed carpet and scraper bar



Grooved rubber and brush strip



Ribbed carpet and brush strip



Grooved rubber and cassette brush




Ribbed carpet and cassette brush





Cassette Brush

1 Coarse dirt uptake


 For outdoor use

2 Intermediate zone for heavily frequented entrance areas

 For outdoor use

 For indoor use


3 Fine dirt and damp dirt uptake zone

 For indoor use

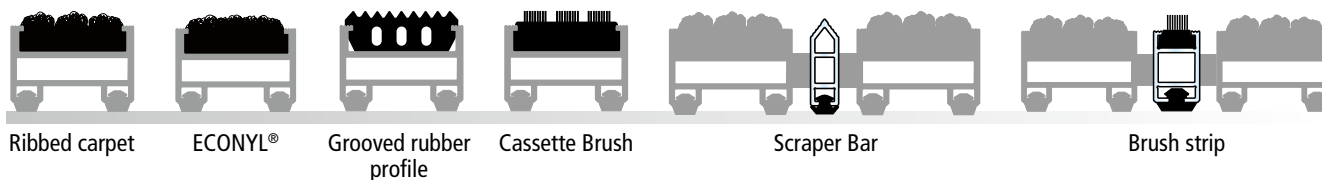




## Mat Heights




## Inlays/Additional Profiles



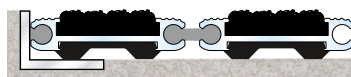
## Areas of Use

### Standard

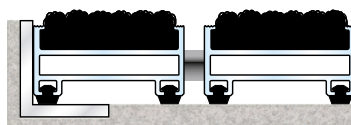
For use in entrance areas with normal pedestrian traffic



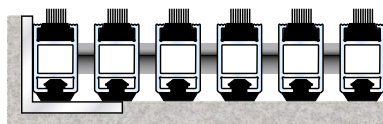
Top Clean TREND®



Top Clean LIGHT



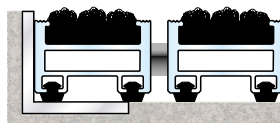
Top Clean TREND® XL



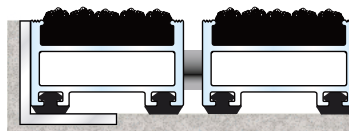
Top Clean BRUSH

### Heavy load

For use in entrance areas with heavy pedestrian traffic. Suitable for shopping trolleys in supermarkets or luggage trolleys in airports..




Top Clean STABIL




Top Clean STABIL XL

### Extreme load

For use in entrance areas with very high levels of pedestrian traffic. Shopping trolleys, pallet trucks or fork lift trucks may be used in these areas.



Top Clean OBJEKT



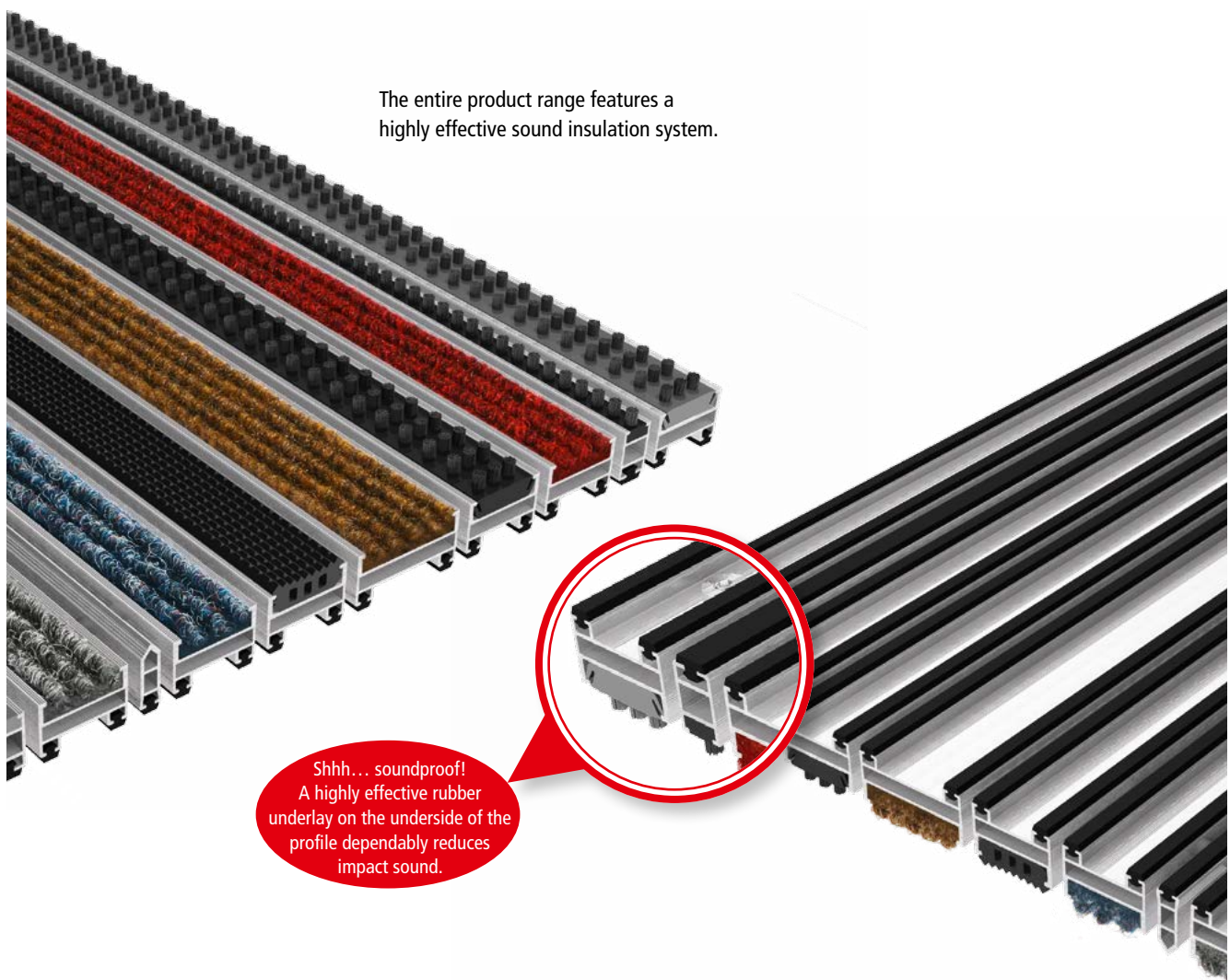
Top Clean HIGH



## Top Clean Mat Systems Prevent Impact Sound

The slightest structure-borne sound on a floor can significantly increase the level of footfall noise. Even a small discontinuity in the insulation can generate notable impact sound. All Top Clean entrance area floor mats feature **continuous and highly effective acoustic insulation** to prevent footfall noise. Every component in our comprehensive range of systems comes with a sound-absorbing rubber profile.

We are setting new standards with the consistent further development of our tried and tested system solutions. The guaranteed acoustic insulation is now integrated into the scraper bars for the Top Clean system. **Thus, all combinations of brush strips, scraper bars, ribbed carpet and grooved rubber or cassette brushes are equipped with an effective system for reducing footfall noise.** This is achieved by fitting an insulating rubber underlay to the profile. Thanks to its longevity and high sustainability, this technology is superior to foam material.



The entire product range features a highly effective sound insulation system.

Shhh... soundproof!  
A highly effective rubber underlay on the underside of the profile dependably reduces impact sound.






## Planning for Mats, Frames and Dirt Collecting Trays

Please consider the following when planning the installation of our matting system:

- **Customer service:** everything from one source... We offer our customers a flexible and mobile service for measuring and installation (digital measuring). Available upon request at extra charge.
- **Mats for heavily frequented areas:** for entrance areas with heavy traffic (airports, supermarkets, shopping centres etc.) we recommend our aluminium profile mats Top Clean STABIL, Top Clean OBJEKT and Top Clean HIGH, which meet these special requirements (Indoor areas see pages 32-39; Outdoor areas see pages 48-55)
- **Optimum fitting:** a mat should always be in a frame that is fitted flush with the floor. Measuring and installation of the frame are described on page 77.
- **Laying mats without a frame:** the Top Clean TREND® mat in the 10 and 17-mm versions can be equipped with a ramped edge so that a well is not required for any subsequent re-laying (see page 80).
- **When ordering a system** that consists of a frame with mat or a well with mat, please indicate the outside dimensions of the frame (on page 18).
- **Existing angle frames:** if you already have an angle frame, please indicate the clear inside dimensions of the frame. We will deduct approx. 5 mm to calculate the production size for the mat (see also notes on laying tolerance on page 18).
- **Special designs:** for special designs (see page 71) we recommend a weather-resistant and durable PVC template.
- **When ordering, please remember:** for Top Clean mats for entrance areas, always indicate the profile length and the direction of traffic (see fax order form on page 82).
- **Drainage:** when installing angle frames or wells in outdoor areas, drainage should be provided so that water can drain away (e.g. by making an opening in the screed), or the mat well should be connected to the drainage system.
- **Multi-part mats:** for large-size entrance areas, mats with a profile length of more than 300 cm and/or a weight of more than 50 kg should be divided, as they will otherwise be too bulky or too heavy for installation and maintenance.

### 1. Dividing in bar length

correct



incorrect



### 2. Dividing in walking direction

correct



The main walking zones should not be divided in bar length.





## Connectors for multi-part mats

When installing multi-part mats, single segments are connected via high-quality V2A steel sheet connectors. Our premium-class entrance mats are easy to install or dismantle thanks to this simple, proven connection method that prevents rifts between the mat parts.


In contrast to our competition, we do not just enclose connectors and have our customers install them, but pre-install connectors at our production site.

When mats are divided in profile length, connectors are fixated in a number of spots along the parting line hooked into fitting holes on the opposite side when installing the mat. This pre-installation ensures that all aluminium profiles are aligned with each other and do not shift. When walking on the mats, division lines are hardly recognizable.

When mats are divided in walking direction, the aluminium profiles may be hooked into the connectors installed opposite. Black spacers ensure correct interspace between profiles. The division lines of mats divided in walking direction are virtually invisible when walking on the mats. Thanks to our high-quality connection method, even large-size entrance mats appear to be of one piece!

**Connectors are permanently fixed, not enclosed uninstalled.**

connectors for profile length



connectors for walking direction





## What Is Important when Installing Aluminium Profile Mats?

The standard expansion tolerance of our matting systems is 2.0 to 2.5 mm on all four sides; i.e. 4–5 mm are deducted from the internal frame dimension to the finished mat dimension in both directions (walking direction and profile length).

**Aluminium profiles may expand when exposed to heat. With large-size mats, the standard tolerance might be too small. When exposed to intense solar radiation, the mat might buckle in the frame or even warp where parts are connected if sufficient tolerance in the profile length is not provided.**

When installing large mats, please provide additional tolerance in the profile length according to the following table:

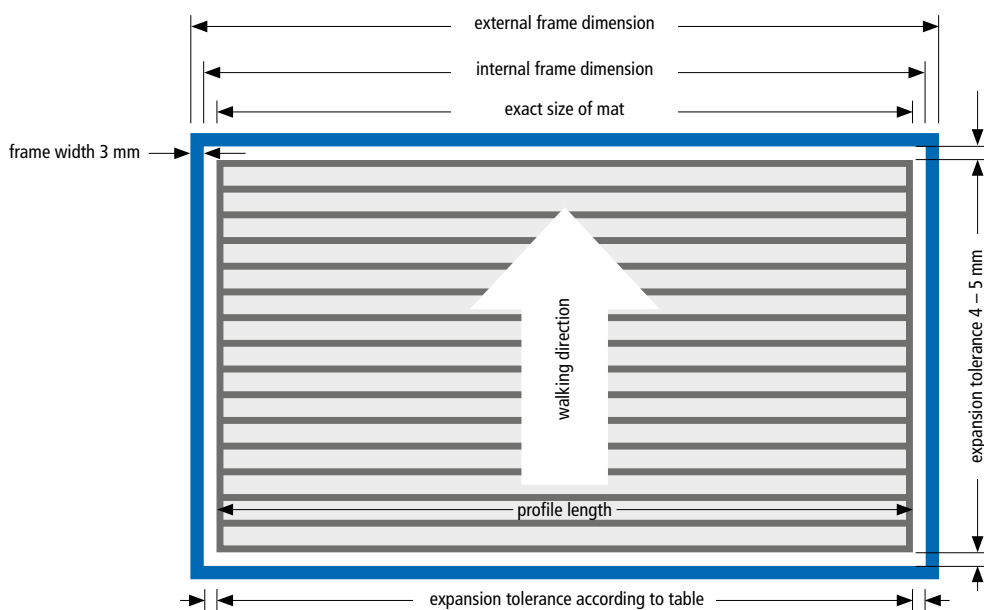
Profile length (Overall thickness, also valid for multi-part mats)	Tolerance in the profile length (Tolerance in walking direction remains 4–5 mm)
up to 6 m	4 mm – 5 mm
6 m–10 m	6 mm – 7 mm
over 10 m	8 mm – 10 mm

If you submit frame dimensions only when ordering a matting system (frame and mat), we will calculate the required expansion tolerance according to the above table for you. The width of the frame will be added.

### Example: Matting system, external frame dimension 8m profile length

External frame dimension	8,000 mm
minus frame width	- 6 mm
minus tolerance 6–7 mm	- 7 mm
<b>mat profile length</b>	<b>7,987 mm</b>

**Please note: When ordering a standard matting system (finished sizes), the purchaser is responsible for allowing sufficient expansion tolerance.**





## Custom-Fit Templates for Special Mat Shapes

When ordering special designs with cut-outs, diagonal or curved shapes, templates might be required to manufacture the matting solution precisely according to your preferences. The most suitable material for producing templates accurately is rigid PVC sheeting. This weather-resistant material has a very high dimensional stability and is the best prerequisite for an exact fit of the mat. Please ensure that templates are rolled for transport, and never folded.

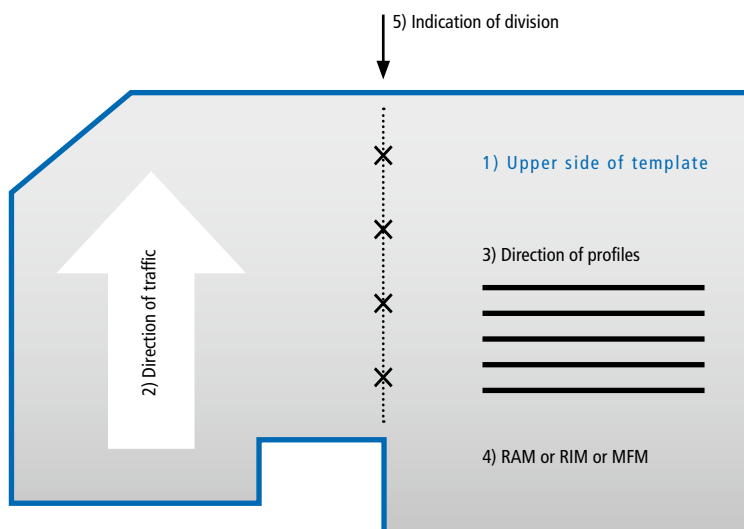
How to make a perfect template:

- Select a material that is dimensionally stable. The most suitable material is rigid PVC sheeting.
- The cut edges should be neatly finished.
- Do not indicate any additional measurements on the template.
- If a template turns out to be too small, you can simply enlarge it with parts cut to size by affixing them with adhesive tape.

### Please label the template as follows:

Please do label the upper surface and indicate the direction of traffic, the direction of the profiles and the dimensions. For multi-part mats, the division should also be indicated.


- 1) Label the upper side with "up".
- 2) Indicate the direction of traffic with an arrow.
- 3) Indicate the direction of the profiles.
- 4) Indicate the measurements as follows: external frame size = RAM  
internal frame size = RIM  
exact size of mat = MFM
- 5) Indicate divisions for multi-part mats – do not join sections together here.





## Overview of Colours

### Ribbed Carpet Standard Colours





### Ribbed Carpet Special Colours (not available for all profile heights) for an extra charge – delivery time on enquiry




### Grooved Rubber





### Cassette Brush grey



### Brush Strips



### Cassette Brush black





## Load · Traffic

Aluminium Profile Mat Top Clean	Mat Height				
	ca. 10 mm	ca. 17 mm	ca. 22 mm	ca. 27 mm	ca. 42 mm
Top Clean TREND® (indoor area page 26 · outdoor area page 42)	•	•	•	•	–
Top Clean TREND® XL (indoor area page 28 · outdoor area page 44)	–	–	•	–	–
Top Clean STABIL (indoor area page 32 · outdoor area page 48)	•	•	•	–	–
Top Clean STABIL XL (indoor area page 34 · outdoor area page 50)	–	–	•	•	–
Top Clean OBJEKT (indoor area page 36 · outdoor area page 52)	–	–	•	–	–
Top Clean HIGH (indoor area page 38 · outdoor area page 54)	–	–	–	–	•
Top Clean LIGHT (indoor area page 30)	•	–	–	–	–
Top Clean BRUSH (outdoor area page 47)	–	•	•	–	–
Safe Clean TREND (indoor area page 61)	–	•	•	–	–



### Survey of loading and traffic for Top Clean Mats

Top Clean entrance mat	Traffic <sup>1)</sup>	Permissible static load in kg per 100 cm <sup>2</sup> of area		Crossable with lift trucks or similar up to total weight	A fully supported mat is suitable to drive over with permissible dynamic load <sup>3)</sup> :					
		Mat laid supported	Mat laid self-supporting <sup>2)</sup>		Wheel chair	Shopping trolley	Transport trolley	Lift truck	Car	Fork lift truck
LIGHT 10	normal	3.000 kg	–	350 kg	•	–	–	–	–	–
TREND® 10	normal	3.000 kg	–	350 kg	•	–	–	–	–	–
STABIL 10	heavy	6.000 kg	–	1.000 kg	•	•	•	–	–	–
TREND® 17	normal	3.000 kg	200 kg	500 kg	•	•	•	–	–	–
STABIL 17	heavy	6.000 kg	250 kg	1.200 kg	•	•	•	•	–	–
TREND® 22	normal	3.000 kg	300 kg	800 kg	•	•	•	•	–	–
TREND® XL 22	normal	3.000 kg	300 kg	800 kg	•	•	•	•	–	–
STABIL 22	heavy	6.000 kg	550 kg	1.600 kg	•	•	•	•	•	–
STABIL XL 22	heavy	6.000 kg	550 kg	1.600 kg	•	•	•	•	•	–
TREND® 27	normal	3.000 kg	500 kg	800 kg	•	•	•	•	•	–
STABIL XL 27	heavy	6.000 kg	550 kg	1.600 kg	•	•	•	•	•	–
OBJEKT 22	extreme	10.000 kg	600 kg	2.500 kg	•	•	•	•	•	•
HIGH 42	extreme	10.000 kg	800 kg	3.000 kg	•	•	•	•	•	•

<sup>1)</sup> normal = up to 2,800 footfalls per day; heavy load = above 2,800; extremely heavy load = above 5,100.

<sup>2)</sup> Maximum distance between supports: 300 mm (carrying capacity has to be tested for safety when dirt collecting trays are installed).

<sup>3)</sup> Trafficability of mats with brush cassettes and scraper bars is limited. Avoid accelerating, braking, and manoeuvring on the mats!

**Performance test at Bielefeld University of Applied Sciences:** The dynamic performance tests were executed at the independent Bielefeld University of Applied Sciences. The tests examined the performance of our aluminium mats by exposing them to different pressure ranges and driving over them with lift trucks. We are happy to send you recent test results on enquiry.

**Performance test at the Department of Civil Engineering at Munich University of Applied Sciences:** A testing machine with a capacity of 100 t examined the static capacity of our mats with a 10x10 cm (=100 cm<sup>2</sup>) pressure hull. The test laboratory at Munich University has been approved by the German Center of Competence in Civil Engineering (DIBt). We are happy to send you recent test results on enquiry.









# 2

## MATTING SYSTEMS FOR INSIDE AREAS

### NORMAL USE

- 24 Top Clean TREND® XL GREEN MOTION  
with Eco-Friendly Ribbed Carpet
- 25 Top Clean TREND® with Recycling Ribbed Carpet
- 26 Top Clean TREND® Normal Load
- 28 Top Clean TREND® XL for Large Areas
- 30 Top Clean LIGHT Ribbed Carpet
- 31 Top Clean FLAT – Compact and Ultra-Flat

### HEAVY-DUTY USE / HEAVY-DUTY TO EXTREME USE

- 32 Top Clean STABIL Heavy Duty
- 34 Top Clean STABIL XL for Large Areas
- 36 Top Clean OBJEKT Extreme Heavy Duty
- 38 Top Clean HIGH for Extreme and Heavy Load



## Top Clean TREND® XL GREEN MOTION with Eco-Friendly Ribbed Carpet

We place a major emphasis on sustainability in our products. One example is the eco-friendly GREEN MOTION variant within the Top Clean system. All components are 100% recyclable and can be returned for re-use – free of charge. The eco-anodized profile with ribbed carpet is corrosion-resistant, has sound insulation, is easy to clean and rollable. The GREEN MOTION system is available in any width and length; special shapes are available at an extra charge.

<b>Aluminium Profile</b>	Warp resistant aluminium profile (alloy EN AW 6060, wall thickness up to 1.5 mm), <b>eco-anodized E6/EV 1</b> , for fully supported installation. Outstanding corrosion resistance. <b>Completely recyclable.</b>
<b>Upper</b>	Ribbed carpet: unmixed, non-latex and durable polypropylene. UV-resistant. Slip-resistant properties R 11 conforming to <b>DIN 51130</b> (German Industrial Standard), fire-resistant Cfl-s1 conforming to <b>DIN EN 13501-1</b> (German Industrial Standard). <b>Completely recyclable.</b>
<b>Underside</b>	Non-PVC rubber profile with proven sound insulation for low-noise traffic. <b>Completely recyclable.</b>
<b>Connection</b>	Stainless steel wire rope V2A Ø 3 mm. <b>Completely recyclable.</b>
<b>Lock</b>	Threaded nipple with stainless steel screw (rust-proof). <b>Completely recyclable.</b>
<b>Profile Spacing</b>	Top Clean TREND® XL 22 GREEN MOTION: 5 mm Spacers are made of weather-resistant non-PVC rubber. <b>Completely recyclable.</b>

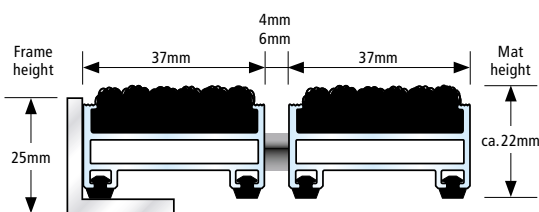
### Standard Colour Eco-friendly Ribbed carpet



140  
anthracite

Due to technical limitations colours are only approximate.

### Top Clean TREND® XL GREEN MOTION with Eco-Friendly Ribbed Carpet



All profiles feature highly effective impact sound insulation!

- For use indoors or in covered outdoor areas
- Accessible
- Recyclable
- Eco-anodized
- Rust-proof
- Non-PVC





# Top Clean TREND® with Recycling Ribbed Carpet



The label ECONYL® represents an innovative and eco-friendly regeneration process of high-quality polyamide extracted from waste. The process was introduced by the Italian company Aquafil and received the German Sustainability Award in 2014. ECONYL® fibres are not based on crude oil, but are recovered from old curtains, textiles, and even fishing nets. In a process using sustainable chemicals, polyamide is extracted from waste without any loss in quality and spun into industry-standard yarn. The production of 10,000 tons of ECONYL® Caprolactam saves 70,000 barrels of crude oil and leads 12,600 tons of waste into the recycling process. Today, 80 percent of all textile waste is disposed on landfill sites or waste incineration plants, so the methodology described above has a huge potential for waste prevention. Many manufacturers have already started using ECONYL® fibres for a variety of products: clothes, swimwear, high-quality flooring for public buildings. We also considers ECONYL® to be an innovative, sustainable material. For that reason, we provide an entrance matting system with ribbed carpet made of 100 percent ECONYL® fibres. The recycling ribbed carpet was developed in cooperation with our partner especially for use in entrance mats.

<b>Aluminium Profile</b>	Warp resistant aluminium profile (alloy EN AW 6060, wall thickness up to 1.5 mm) for fully supported installation.
<b>Upper / Combinations</b>	Ribbed Carpet: 100% ECONYL®-fibers made of 100% regenerated polyamide, fire-resistant Cfl-s1 conforming to <b>DIN EN 13501-1</b> (German Industrial Standard).
<b>Underside</b>	Base of the mat is mechanically fitted with rubber inserts for anti-slip and noise reduction.
<b>Connection</b>	Stainless steel wire rope V2A for Ø 2 mm for 10 and 17 mm mat height, Stainless steel wire rope V2A for Ø 3 for 22 mm mat height.
<b>Lock</b>	Special threaded nipple with stainless steel screw (rust-proof).
<b>Profile Spacing</b>	Top Clean TREND® ECONYL® 10, 17, and 22 mm: 4 and 6 mm, profile spacing optional also in 3 mm for automatic door systems conforming to <b>DIN 18650</b> . Flexible spacers made of rubber.
<b>Profile Colours</b>	Natural aluminium. Profile can be supplied powder-coated to any RAL colour (for an extra charge).

## Standard Colour ECONYL® Ribbed Carpet



150  
black-green

Due to technical limitations  
colours are only approximate.

Each m<sup>2</sup> of ECONYL® ribbed carpet is a benefit for the environment



1,67 kg waste removed



1,47 Liter litres crude oil saved



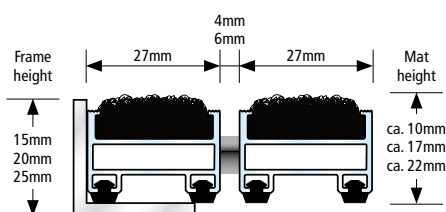
5,57 kg emissions avoided (CO<sub>2</sub> equivalent)



114,6 MJ energy saved (ca. 31,8 kWh)

ECONYL® is a registered trademark of Aquafil S.p.A.

## Top Clean TREND® with ECONYL® Ribbed Carpet



All profiles feature highly effective impact sound insulation!

- For use indoors or in covered outdoor areas
- Accessible
- Recyclable
- Rust-proof




## Top Clean TREND® Normal Load

Ribbed carpet is a durable, moisture-absorbing material. Brush Strips and cassette brushes effectively protect high-quality floors against damage. Brushes with superior cleaning power remove foot-borne dirt like sand and grit, which is collected in the mat frame. Scraper Bars installed between the profiles increase the cleaning effect even more. Sound-absorbing, dimensionally stable, rollable and easy to clean. Available in any width and length. Special shapes at extra charge.

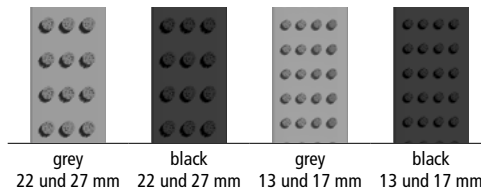
<b>Aluprofil</b>	Warp resistant aluminium profile (alloy EN AW 6060, wall thickness up to 1.5 mm) for fully supported installation.
<b>Upper / Combinations</b>	You may choose between various installation options or even combine several options: <ul style="list-style-type: none"> <li>• Ribbed Carpet: UV-resistant heavy-duty polypropylene, slip-resistant properties R 11 conforming to <a href="#">DIN 51130</a> (German Industrial Standard).</li> <li>• Scraper Bars made of warp resistant aluminium profile.</li> <li>• Brush Strips made of robust polyamide 6.</li> <li>• Cassette Brush made of robust, heavy-duty polyamide 6, slip-resistant properties R 13 conforming to <a href="#">DIN 51130</a> (German Industrial Standard).</li> </ul>
<b>Underside</b>	Base of the mat is mechanically fitted with rubber inserts for anti-slip and noise reduction.
<b>Connection</b>	Stainless steel wire rope V2A for Ø 2 mm for 10/13, and 17 mm mat height, Coated galvanized wire rope for 22 and 27 mm mat height.
<b>Lock</b>	Special threaded nipple with stainless steel screw (rust-proof).
<b>Profile Spacing</b>	Top Clean TREND® 10/13, 17, 22 and 27 mm: 4 and 6 mm. Profile spacing optional also in 3 mm for automatic door systems conforming to <a href="#">DIN 18650</a> . Flexible spacers made of rubber.
<b>Profile Colours</b>	Natural aluminium. Profile can be supplied powder-coated to any RAL colour (for an extra charge).

### Standard Colours · Special Colour options page 20




Due to technical limitations colours are only approximate.

### Cassette Brush



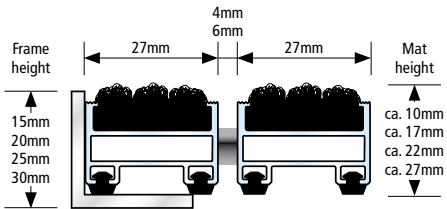
### Brush Strip






# Top Clean TREND® Possible Combinations

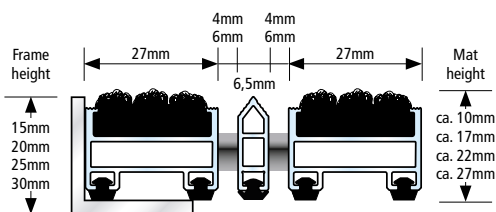
## Top Clean TREND® Ribbed Carpet



- For use indoors or in covered outdoor areas
- Accessible
- Recyclable



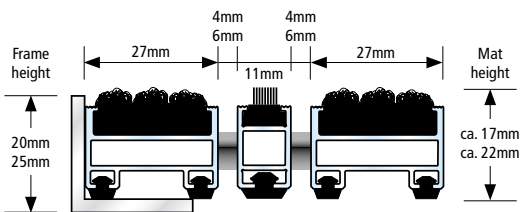
## Top Clean TREND® Ribbed Carpet and Scraper Bar




- For use indoors or in covered outdoor areas
- Accessible
- Recyclable



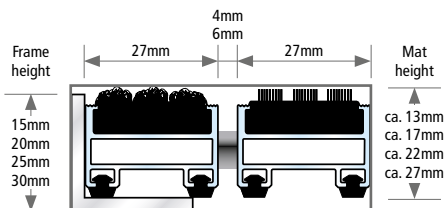
## Top Clean TREND® Ribbed Carpet and Brush Strip



- For use indoors or in covered outdoor areas
- Accessible
- Recyclable



## Top Clean TREND® Ribbed Carpet and Cassette Brush



- For use indoors or in covered outdoor areas
- Recyclable



All profiles feature highly effective impact sound insulation!



## Top Clean TREND® XL for Large Areas


Continuously enhancing the Top Clean TREND® series, we now provides this version with broad aluminium profiles. It is best applicable in large-size, architecturally ambitious entrance areas. Ribbed carpet elements with 37 mm width and cassette brushes provide optimal dirt collection and walking comfort. Individual combinations of scraper bars and brush strips with high cleaning power may be added. Sound-absorbing, dimensionally stable, rollable and easy to clean. Available in any width and length. Special shapes at extra charge.

<b>Aluprofil</b>	Warp resistant aluminium profile (alloy EN AW 6060, wall thickness up to 1.5 mm) for fully supported installation.
<b>Upper / Combinations</b>	<p>You may choose between various installation options or even combine several options:</p> <ul style="list-style-type: none"> <li>• Ribbed Carpet: UV-resistant heavy-duty polypropylene, slip-resistant properties R 11 conforming to <a href="#">DIN 51130</a> (German Industrial Standard).</li> <li>• Scraper Bars made of warp resistant aluminium profile.</li> <li>• Brush Strips made of robust polyamide 6.</li> <li>• Cassette Brush made of robust, heavy-duty polyamide 6, slip-resistant properties R 13 conforming to <a href="#">DIN 51130</a> (German Industrial Standard).</li> </ul>
<b>Underside</b>	Base of the mat is mechanically fitted with rubber inserts for anti-slip and noise reduction.
<b>Connection</b>	Coated galvanized wire rope for 22 and 27 mm mat height.
<b>Lock</b>	Special threaded nipple with stainless steel screw (rust-proof).
<b>Profile Spacing</b>	Top Clean TREND® XL 22 mm: 4 and 6 mm. Flexible spacers made of rubber.
<b>Profile Colours</b>	Natural aluminium. Profile can be supplied powder-coated to any RAL colour (for an extra charge).


### Standard Colours · Special Colour options page 20



### Cassette Brush



### Brush Strip

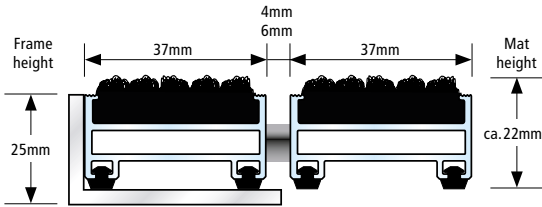


Due to technical limitations colours are only approximate.




## Top Clean TREND® XL Possible Combinations

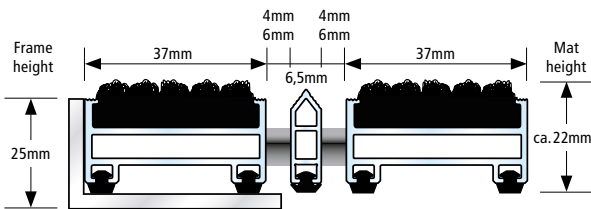
### Top Clean TREND® XL Ribbed Carpet



- For use indoors or in covered outdoor areas
- Accessible
- Recyclable



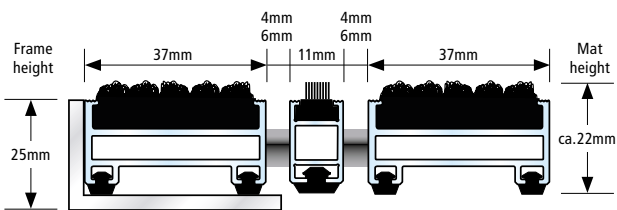
### Top Clean TREND® XL Ribbed Carpet and Scraper Bar



- For use indoors or in covered outdoor areas
- Accessible
- Recyclable



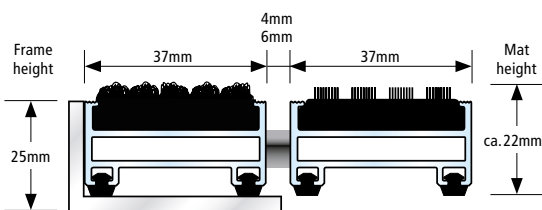
### Top Clean TREND® XL Ribbed Carpet and Brush Strip



- For use indoors or in covered outdoor areas
- Accessible
- Recyclable



### Top Clean TREND® XL Ribbed Carpet and Cassette Brush



- For use indoors or in covered outdoor areas
- Recyclable



All profiles feature highly effective impact sound insulation!



## Top Clean LIGHT Ribbed Carpet

This Top Clean version is particularly suitable for installation without mat frames because the mats have approximately the height of floor tiles. Top Clean LIGHT has been designed for use indoors and in covered outdoor areas with normal foot traffic. The robust ribbed carpet has a high cleaning power. Top Clean LIGHT features extra sound insulation due to the complete solid rubber profile underside. It has permanent, lifelong dimensions, is rollable and easy to clean. This version is only provided in rectangular shape; no special shapes are available.

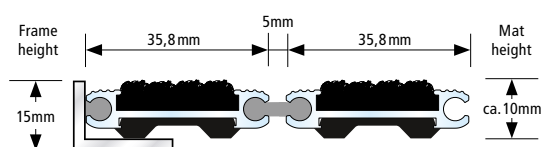
<b>Aluminium Profile</b>	Warp resistant aluminium profile (alloy EN AW 6060) for fully supported installation.
<b>Upper</b>	Ribbed carpet: UV-resistant, heavy-duty polypropylene, slip resistance properties R 11 conforming to <b>DIN 51130</b> (German Industrial Standard), fire behavior Cfl-s1 conforming <b>DIN EN 13501-1</b> (German Industrial Standard).
<b>Underside</b>	Base of the mat is mechanically fitted with rubber inserts for slip resistance and extreme noise reduction.
<b>Connection</b>	Flexible, pierced connection profile.
<b>Colours Compensation Profile</b>	Black or grey.
<b>Profile Spacing</b>	Top Clean LIGHT 10 mm: 5 mm.
<b>Dimensions</b>	When laying the mat inside of an existing mat frame, the front to back dimension is reached using a compensation profile (grey or black) when needed. When laying freely, the walking direction is an approximate measure (a little smaller or larger). Only rectangular mats are available for Top Clean LIGHT; no gaps, curves or diagonal cuttings.
<b>Profile Colours</b>	Natural aluminium. Profile can be supplied powder-coated to any RAL colour (for an extra charge).

Standard Colours · Special Colour options page 20



Due to technical limitations colours are only approximate.

### Top Clean LIGHT Ribbed Carpet



- For use indoors or in covered outdoor areas
- Recyclable
- Rust-proof




All profiles feature highly effective impact sound insulation!



## Top Clean FLAT – Compact and Ultra-Flat

This robust, compact and ultra-flat all-purpose ribbed carpet mat with a height of only 10 mm can be laid unsupported. We recommend this version for inside and covered outside areas. Top Clean FLAT mats feature anti-noise and anti-slip properties due to PE-foam coating on the base of the mat. Safely accessible thanks to a built-on aluminium frame with ramped edges. Dirt trickles through the profiles in this open construction.

<b>Aluminium Profile and Frames</b>	Warp resistant aluminium profile (alloy EN AW 6060) for fully supported laying on plane floor, built-on frame with ramped edges for safe accessibility.
<b>Upper</b>	Ribbed carpet: UV-resistant heavy-duty polypropylene, slip resistance properties R 11 conforming to <b>DIN 51130</b> (German Industrial Standard), fire behavior CfI-s1 conforming <b>DIN EN 13501-1</b> (German Industrial Standard). *Ribbed carpet: Available on request in certified quality according GREEN LABEL PLUS.
<b>Underside</b>	Slip resistance and noise reduction due to bonded PE-foam.
<b>Profile Spacing</b>	Top Clean FLAT 10 mm: 5 mm.
<b>External Dimensions</b>	ca. 65 x 47 cm.



Compact and ultra-flat



Top Clean FLAT entrance mats are packed individually for a perfect product presentation.

### Top Clean FLAT

**Ribbed Carpet**



010 anthracite

**Grooved Rubber**




black

-  For use indoors or in covered outdoor areas
-  Outdoor area
-  Recyclable

Due to technical limitations colours are only approximate



Anti-slip coating on the base



Four-sided ramped edge



## Top Clean STABIL Heavy Duty


This multi-variant cleaning system is the heavy-duty version of Top Clean TREND®. The STABIL variant is predestined for use in entrance areas with heavy traffic and load. Suitable for lift trucks and transport trolleys. This version is highly efficient thanks to a range of available combinations of ribbed carpet, cassette brushes and scraper bars. It is also available in 10/13 mm height. Sound-absorbing, dimensionally stable, rollable and easy to clean. Available in any width and length. Special shapes at extra charge.

<b>Aluprofil</b>	Warp resistant aluminium profile (alloy EN AW 6060-6063, wall thickness up to 2.5 mm) for fully supported and self-supporting installation (substructure on site, maximum distance between supports 300 mm).
<b>Upper / Combinations</b>	You may choose between various installation options or even combine several options: <ul style="list-style-type: none"> <li>• Ribbed Carpet: UV-resistant heavy-duty polypropylene, slip-resistant properties R 11 conforming to <a href="#">DIN 51130</a> (German Industrial Standard).</li> <li>• Anti-slip Grooved Rubber (EPDM), with lengthwise and crosswise grooves, heavy-duty and UV-resistant conforming to <a href="#">DIN 7863</a> (German Industrial Standard). Fire behavior Cfl-s1 conforming <a href="#">DIN EN 13501-1</a> (German Industrial Standard).</li> <li>• Scraper Bars made of warp resistant aluminium profile.</li> <li>• Cassette Brush made of robust, heavy-duty polyamide 6, slip-resistant properties R 13 conforming to <a href="#">DIN 51130</a> (German Industrial Standard).</li> </ul>
<b>Underside</b>	Base of the mat is mechanically fitted with rubber inserts for anti-slip and noise reduction.
<b>Connection</b>	Stainless steel wire rope V2A for Ø 2 mm for 10 and 17 mm mat height, Stainless steel wire rope V2A for Ø 3 for 22 mm mat height.
<b>Lock</b>	Special threaded nipple with stainless steel screw (rust-proof).
<b>Profile Spacing</b>	Top Clean STABIL 10/13, 17 and 22 mm: 4 and 6 mm. Profile spacing optional also in 3 mm for automatic door systems conforming to <a href="#">DIN 18650</a> . Flexible spacers made of rubber.
<b>Profile Colours</b>	Natural aluminium. Profile can be supplied powder-coated to any RAL colour (for an extra charge).

### Standard Colours · Special Colour options page 20



### Cassette Brush



### Grooved Rubber

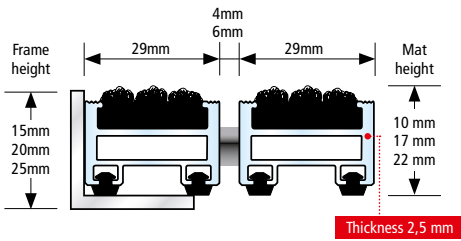


Due to technical limitations colours are only approximate.




# Top Clean STABIL Possible Combinations

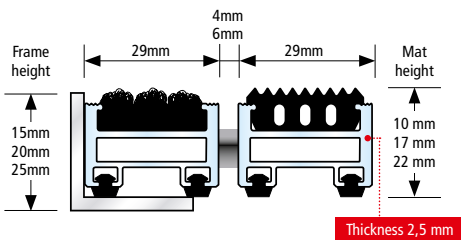
## Top Clean STABIL Ribbed Carpet



- For use indoors or in covered outdoor areas
- Accessible
- Accessible with hand lift truck
- Recyclable
- Rust-proof



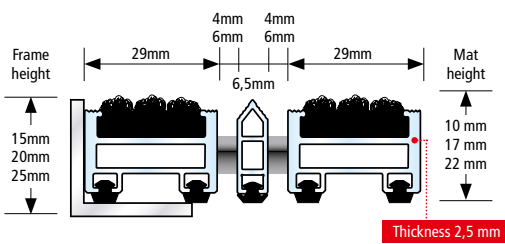
## Top Clean STABIL Ribbed Carpet and Grooved Rubber



- For use indoors or in covered outdoor areas
- Accessible
- Accessible with hand lift truck
- Recyclable
- Rust-proof



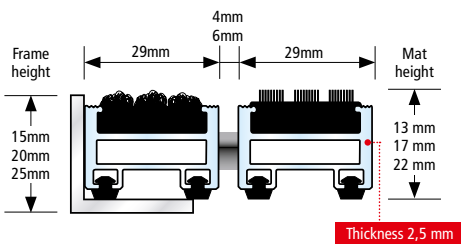
## Top Clean STABIL Ribbed Carpet and Scraper Bar



- For use indoors or in covered outdoor areas
- Accessible
- Accessible with hand lift truck
- Recyclable
- Rust-proof



## Top Clean STABIL Ribbed Carpet and Cassette Brush



- For use indoors or in covered outdoor areas
- Accessible with hand lift truck
- Recyclable
- Rust-proof



All profiles feature highly effective impact sound insulation!




## Top Clean STABIL XL Heavy Duty for Large Areas

**NEW!**


This new Top Clean TREND® version is a very durable and efficient solution with long-term dimensional stability and 39 mm-wide profiles. It has been designed for large, spacious entrance areas. The system provides combinations in various heights for high pedestrian traffic. Options include ribbed carpet in a great variety of colours as well as cassette brushes and scraper bars. Suitable for lift trucks and transport trolleys. Sound-absorbing, dimensionally stable, rollable and easy to clean. Available in any width and length. Special shapes at extra charge.

<b>Aluprofil</b>	Warp resistant aluminium profile (alloy EN AW 6060, wall thickness up to 2.5 mm) for fully supported and self-supporting installation (substructure on site, maximum distance between supports 300 mm).
<b>Upper / Combinations</b>	<p>You may choose between various installation options or even combine several options:</p> <ul style="list-style-type: none"> <li>• Ribbed Carpet: UV-resistant heavy-duty polypropylene, slip-resistant properties R 11 conforming to <a href="#">DIN 51130</a> (German Industrial Standard).</li> <li>• Anti-slip Grooved Rubber (EPDM), with lengthwise and crosswise grooves, heavy-duty and UV-resistant conforming to <a href="#">DIN 7863</a> (German Industrial Standard). Fire behavior Cfl-s1 conforming <a href="#">DIN EN 13501-1</a> (German Industrial Standard).</li> <li>• Scraper Bars made of warp resistant aluminium profile.</li> <li>• Cassette Brush made of robust, heavy-duty polyamide 6, slip-resistant properties R 13 conforming to <a href="#">DIN 51130</a> (German Industrial Standard).</li> </ul>
<b>Underside</b>	Base of the mat is mechanically fitted with rubber inserts for anti-slip and noise reduction.
<b>Connection</b>	Stainless steel wire rope V2A for Ø 3 for 22 and 27 mm mat height.
<b>Lock</b>	Special threaded nipple with stainless steel screw (rust-proof).
<b>Profile Spacing</b>	Top Clean STABIL XL 22 and 27 mm: 4 and 6 mm. Flexible spacers made of rubber.
<b>Profile Colours</b>	Natural aluminium. Profile can be supplied powder-coated to any RAL colour (for an extra charge).

### Standard Colours - Special Colour options page 20



### Cassette Brush    Grooved Rubber

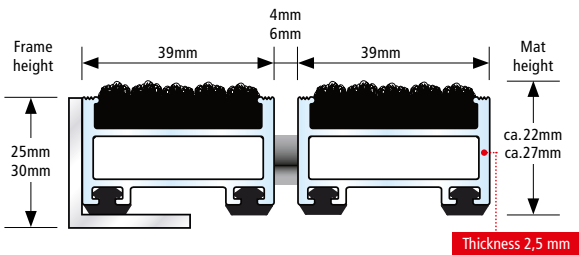


Due to technical limitations colours are only approximate.



# Top Clean STABIL XL Possible Combinations

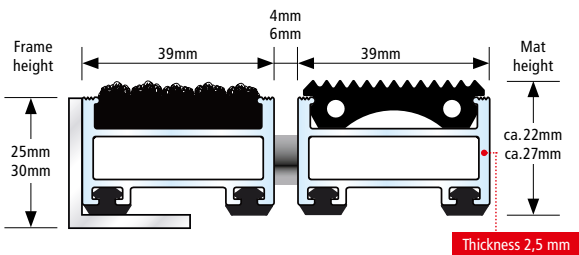
## Top Clean STABIL XL Ribbed Carpet



- For use indoors or in covered outdoor areas
- Accessible
- Accessible with hand lift truck
- Recyclable
- Rust-proof



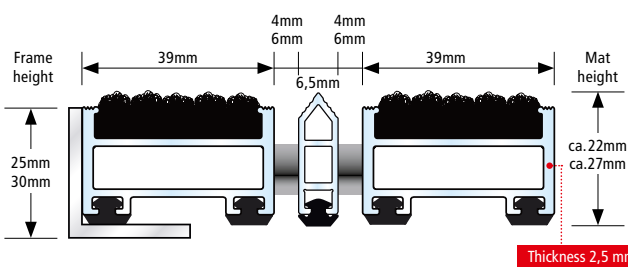
## Top Clean STABIL XL Ribbed Carpet and Grooved Rubber




- For use indoors or in covered outdoor areas
- Accessible
- Accessible with hand lift truck
- Recyclable
- Rust-proof



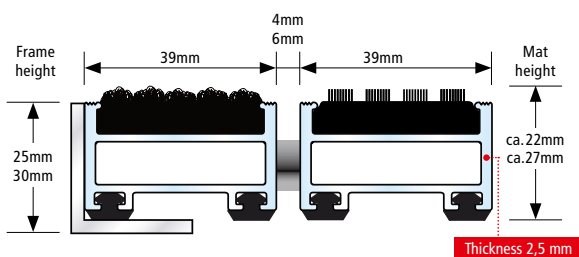
## Top Clean STABIL XL Ribbed Carpet and Scraper Bar



- For use indoors or in covered outdoor areas
- Accessible
- Accessible with hand lift truck
- Recyclable
- Rust-proof



## Top Clean STABIL XL Ribbed Carpet and Cassette Brush



- For use indoors or in covered outdoor areas
- Accessible with hand lift truck
- Recyclable
- Rust-proof



All profiles feature highly effective impact sound insulation!



## Top Clean OBJEKT Extreme Heavy Duty

Top Clean OBJEKT has been designed for entrance areas with very heavy pedestrian and trolley traffic. We recommend this version for shopping malls, airports and stations. Extremely robust, durable 40-mm profiles allow for hand lift truck, forklift and transport trolley traffic on the mat. Durable ribbed carpet and robust cassette brushes provide a strong cleaning performance. Sound-absorbing, dimensionally stable, rollable and easy to clean. Available in any width and length. Special shapes at extra charge.

<b>Aluprofil</b>	Warp resistant aluminium profile (alloy EN AW 6060, wall thickness up to 3.0 mm) for fully supported and self-supporting installation (substructure on site, maximum distance between supports 300 mm).
<b>Upper / Combinations</b>	<p>You may choose between various installation options or even combine several options:</p> <ul style="list-style-type: none"> <li>• Ribbed Carpet: UV-resistant heavy-duty polypropylene, slip-resistant properties R 11 conforming to <a href="#">DIN 51130</a> (German Industrial Standard).</li> <li>• Anti-slip Grooved Rubber (EPDM), with lengthwise and crosswise grooves, heavy-duty and UV-resistant conforming to <a href="#">DIN 7863</a> (German Industrial Standard). Fire behavior Cfl-s1 conforming <a href="#">DIN EN 13501-1</a> (German Industrial Standard).</li> <li>• Cassette Brush made of robust, heavy-duty polyamide 6, slip-resistant properties R 13 conforming to <a href="#">DIN 51130</a> (German Industrial Standard).</li> </ul>
<b>Underside</b>	Base of the mat is mechanically fitted with rubber inserts for anti-slip and noise reduction.
<b>Connection</b>	Stainless steel wire rope V2A for Ø 3 mm.
<b>Lock</b>	Special threaded nipple with stainless steel screw (rust-proof).
<b>Profile Spacing</b>	Top Clean OBJEKT 22 mm: 5 mm. Flexible spacers made of rubber.
<b>Profile Colours</b>	Natural aluminium. Profile can be supplied powder-coated to any RAL colour (for an extra charge).

### Standard Colours · Special Colour options page 20



**NEW!**

### Cassette Brush



black

**NEW!**

### Grooved Rubber



black

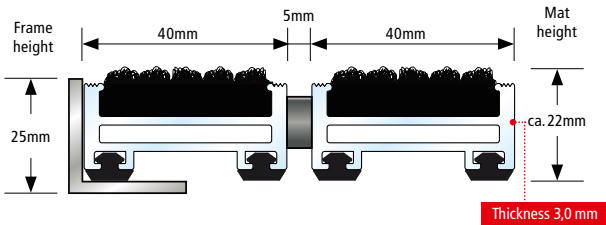
Due to technical limitations colours are only approximate.






## Top Clean OBJEKT Possible Combinations

### Top Clean OBJEKT Ribbed Carpet

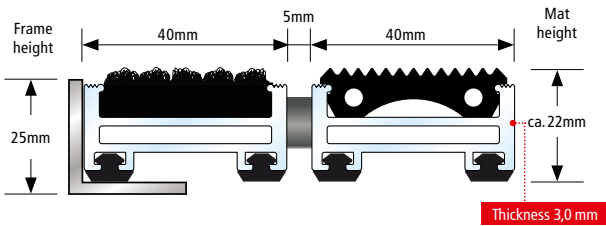


- For use indoors or in covered outdoor areas
- Accessible
- Accessible with hand lift truck
- Accessible with forklift truck
- Recyclable
- Rust-proof




### Top Clean OBJEKT Ribbed Carpet and Grooved Rubber

**NEW!**

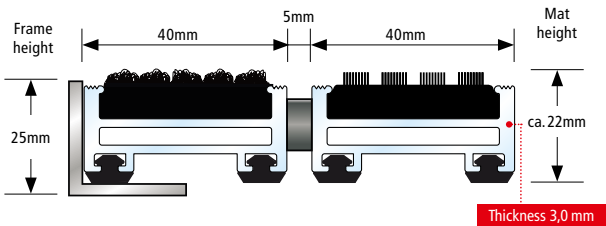


- For use indoors or in covered outdoor areas
- Accessible
- Accessible with hand lift truck
- Accessible with forklift truck
- Recyclable
- Rust-proof



### Top Clean OBJEKT Ribbed Carpet and Cassette Brush

**NEW!**



- For use indoors or in covered outdoor areas
- Accessible with hand lift truck
- Accessible with forklift truck
- Recyclable
- Rust-proof



All profiles feature highly effective impact sound insulation!



## Top Clean HIGH for Extreme and Heavy Load


Performance tests by independent institutes have confirmed the outstanding quality of the Top Clean HIGH version – continuously laid mats can carry loads of up to 3,000 kg. Robust frames and mats with 42 mm height ensure this system's longevity, even in areas with extreme traffic. Top Clean HIGH mats feature ribbed carpet and cassette brushes with superior cleaning performance. Sound-absorbing, dimensionally stable, rollable and easy to clean. Available in any width and length. Special shapes at extra charge.

<b>Aluprofil</b>	Warp resistant aluminium profile (alloy EN AW 6060, wall thickness up to 2.5 mm) for fully supported and self-supporting installation (substructure on site, maximum distance between supports 300 mm).
<b>Upper / Combinations</b>	<p>You may choose between various installation options or even combine several options:</p> <ul style="list-style-type: none"> <li>• Ribbed Carpet: UV-resistant heavy-duty polypropylene, slip-resistant properties R 11 conforming to <a href="#">DIN 51130</a> (German Industrial Standard).</li> <li>• Anti-slip Grooved Rubber (EPDM), with lengthwise and crosswise grooves, heavy-duty and UV-resistant conforming to <a href="#">DIN 7863</a> (German Industrial Standard). Fire behavior Cfl-s1 conforming <a href="#">DIN EN 13501-1</a> (German Industrial Standard).</li> <li>• Cassette Brush made of robust, heavy-duty polyamide 6, slip-resistant properties R 13 conforming to <a href="#">DIN 51130</a> (German Industrial Standard).</li> </ul>
<b>Underside</b>	Base of the mat is mechanically fitted with rubber inserts for anti-slip and noise reduction.
<b>Connection</b>	Stainless steel wire rope V2A for Ø 3 mm.
<b>Lock</b>	Special threaded nipple with stainless steel screw (rust-proof).
<b>Profile Spacing</b>	Top Clean HIGH 42 mm: 5 mm. Flexible spacers made of rubber.
<b>Profile Colours</b>	Natural aluminium. Profile can be supplied powder-coated to any RAL colour (for an extra charge).

### Standard Colours · Special Colour options page 20



### Cassette Brush



### Grooved Rubber

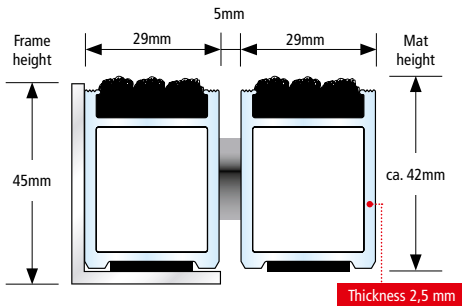


Due to technical limitations colours are only approximate.




## Top Clean HIGH Possible Combinations

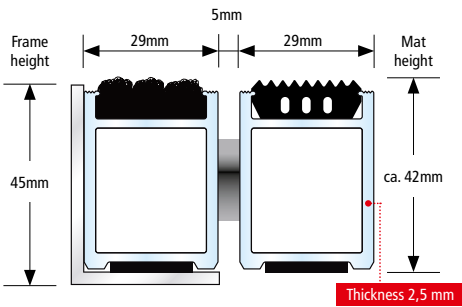
### Top Clean HIGH Ribbed Carpet



- For use indoors or in covered outdoor areas
- Accessible
- Accessible with hand lift truck
- Accessible with forklift truck
- Recyclable
- Rust-proof



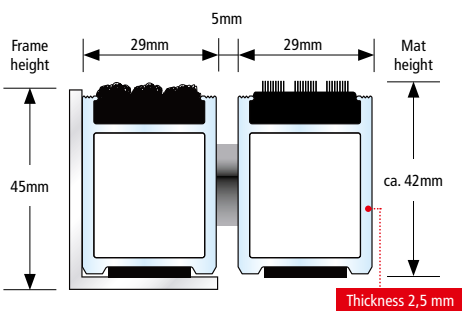
### Top Clean HIGH Ribbed Carpet and Grooved Rubber



- For use indoors or in covered outdoor areas
- Accessible
- Accessible with hand lift truck
- Accessible with forklift truck
- Recyclable
- Rust-proof



### Top Clean HIGH Ribbed Carpet and Cassette Brush



- For use indoors or in covered outdoor areas
- Accessible with hand lift truck
- Accessible with forklift truck
- Recyclable
- Rust-proof



All profiles feature highly effective impact sound insulation!







SHANGHAI  
FINANCIAL  
CENTRE  
CHINA  
BAY  
CENTRE



# 3

## MATTING SYSTEMS OUTDOOR AREAS

### NORMAL USE

- 42 Top Clean TREND® for Normal Load
- 44 Top Clean TREND® XL for Large Areas
- 47 Top Clean BRUSH Brush Strip

### HEAVY-DUTY USE / HEAVY-DUTY TO EXTREME USE

- 48 Top Clean STABIL for Heavy Load
- 49 Top Clean STABIL Possible Combinations
- 50 Top Clean STABIL XL for Large Areas
- 52 Top Clean OBJEKT Extreme Duty
- 54 Top Clean HIGH for Extreme and Heavy Load




## Top Clean TREND® for Normal Load

We recommend durable rubber profiles with anti-slip features, alternating with scraper bars and cassette brushes, as an efficient cleaning concept for outside areas. This Top Clean TREND® version is particularly weather-resistant and non-corrosive. Dirt and moisture are collected outside the building. Scraper Bars installed between the profiles increase the cleaning effect even more. Sound-absorbing, dimensionally stable, rollable and easy to clean. Available in any width and length. Special shapes at extra charge.

<b>Aluprofil</b>	Warp resistant aluminium profile (alloy EN AW 6060, wall thickness up to 1.5 mm) for fully supported installation.
<b>Upper / Combinations</b>	<p>You may choose between various installation options or even combine several options:</p> <ul style="list-style-type: none"> <li>• Anti-slip Grooved Rubber (EPDM), with lengthwise and crosswise grooves, heavy-duty and UV-resistant conforming to <a href="#">DIN 7863</a> (German Industrial Standard). Fire behavior Bfl-s1 / Cfl-s1 conforming <a href="#">DIN EN 13501-1</a> (German Industrial Standard).</li> <li>• Scraper Bars made of warp resistant aluminium profile.</li> <li>• Brush Strips made of robust polyamide 6.</li> <li>• Cassette Brush made of robust, heavy-duty polyamide 6, slip-resistant properties R 13 conforming to <a href="#">DIN 51130</a> (German Industrial Standard).</li> </ul>
<b>Underside</b>	Base of the mat is mechanically fitted with rubber inserts for anti-slip and noise reduction.
<b>Connection</b>	Stainless steel wire rope V2A for Ø 2 mm for 10/13 and 17 mm mat height, Coated galvanized wire rope for 22 and 27 mm mat height.
<b>Lock</b>	Special threaded nipple with stainless steel screw (rust-proof).
<b>Profile Spacing</b>	Top Clean TREND® 10/13, 17, 22 and 27 mm: 4 and 6 mm. Profile spacing optional also in 3 mm for automatic door systems conforming to <a href="#">DIN 18650</a> . Flexible spacers made of rubber.
<b>Profile Colours</b>	Natural aluminium. Profile can be supplied powder-coated to any RAL colour (for an extra charge).

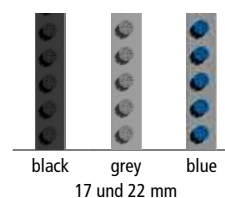
### Cassette Brush



### Grooved Rubber

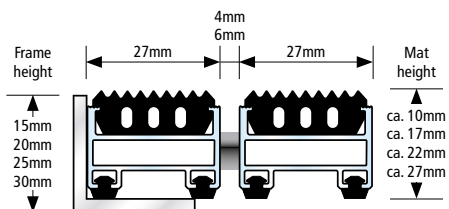




### Brush Strip




## Top Clean TREND® Possible Combinations

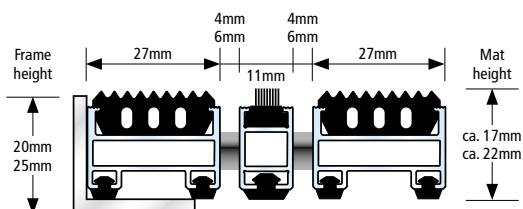
### Top Clean TREND® Grooved Rubber






-  For outdoor use
-  Accessible
-  Recyclable



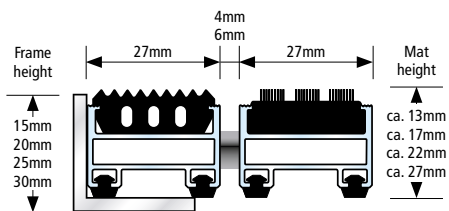
### Top Clean TREND® Grooved Rubber and Brush Strip






-  For outdoor use
-  Accessible
-  Recyclable



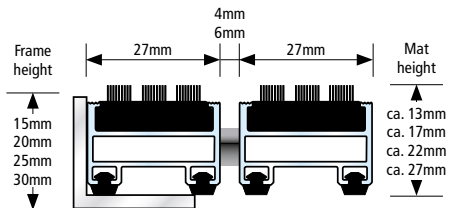
### Top Clean TREND® Grooved Rubber and Cassette Brush






-  For outdoor use
-  Recyclable



### Top Clean TREND® Cassette Brush



-  For outdoor use
-  Recyclable



All profiles feature highly effective impact sound insulation!





## Top Clean TREND® XL for Large Areas

Tailor-made solutions for spacious, architecturally ambitious entrance areas. 37 mm rubber profiles with anti-slip features and brush cassettes collect dirt efficiently and provide walking comfort on the mats. Adding scraper bars to your customized solution further increases the cleaning performance. Also available with brush strips. All mats are non-corrosive, sound-absorbing, dimensionally stable, rollable and easy to clean. Available in any width and length. Special shapes at extra charge.

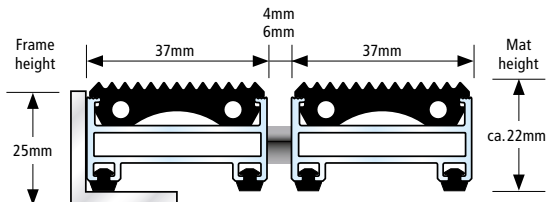
<b>Aluprofil</b>	Warp resistant aluminium profile (alloy EN AW 6060, wall thickness up to 1.5 mm) for fully supported installation.
<b>Upper / Combinations</b>	<p>You may choose between various installation options or even combine several options:</p> <ul style="list-style-type: none"> <li>• Anti-slip Grooved Rubber (EPDM), with lengthwise and crosswise grooves, heavy-duty and UV-resistant conforming to <b>DIN 7863</b> (German Industrial Standard). Fire behavior Cfl-s1 conforming <b>DIN EN 13501-1</b> (German Industrial Standard).</li> <li>• Brush Strips made of robust polyamide 6.</li> <li>• Cassette Brush made of robust, heavy-duty polyamide 6, slip-resistant properties R 13 conforming to <b>DIN 51130</b> (German Industrial Standard).</li> </ul>
<b>Underside</b>	Base of the mat is mechanically fitted with rubber inserts for anti-slip and noise reduction.
<b>Connection</b>	Coated galvanized wire rope.
<b>Lock</b>	Stainless steel wire rope V2A for Ø 2 mm for 10/13 and 17 mm mat height, Coated galvanized wire rope for 22 and 27 mm mat height.
<b>Profile Spacing</b>	Top Clean TREND® XL 22 mm: 4 and 6 mm. Flexible spacers made of rubber.
<b>Profile Colours</b>	Natural aluminium. Profile can be supplied powder-coated to any RAL colour (for an extra charge).






# Top Clean TREND® XL Possible Combinations

## Top Clean TREND® XL Grooved Rubber

**NEW!**

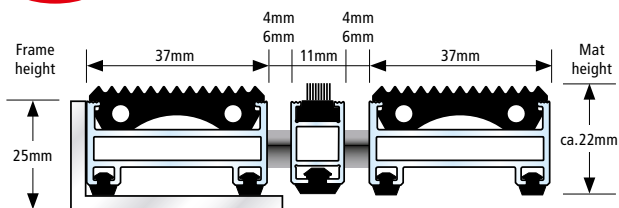




-  For outdoor use
-  Accessible
-  Recyclable




## Top Clean TREND® XL Grooved Rubber and Brush Strip

**NEW!**

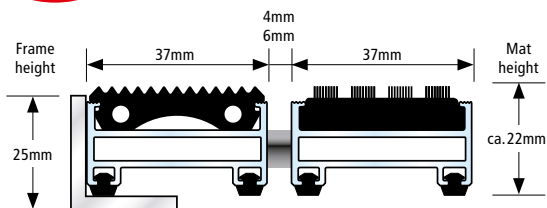




-  For outdoor use
-  Accessible
-  Recyclable




## Top Clean TREND® XL Grooved Rubber and Cassette Brush

**NEW!**

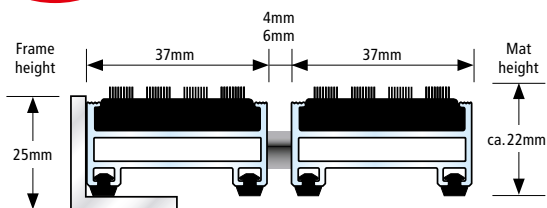




-  For outdoor use
-  Recyclable




## Top Clean TREND® XL Cassette Brush

**NEW!**



-  For outdoor use
-  Recyclable



All profiles feature highly effective impact sound insulation!










## Top Clean BRUSH Brush Strip



Design and Impressive Functionality in One System. Winner of the 2016 German Design Award. Top Clean BRUSH has slim aluminium profiles for effective dirt collection. Brush strips are included for maximum cleaning power, even in areas where shoes with heavy sole profiles are used. We recommend this version in particular for use in winter sports areas and sports venues. Top Clean BRUSH features sound insulation and is dimensionally stable, rollable and easy to clean. This Top Clean system is available in any width and length; special shapes are available at an extra charge.

<b>Aluminium Profile</b>	Warp resistant aluminium profile (alloy EN AW 6060, wall thickness up to 1,1 mm) for fully supported installation.
<b>Upper</b>	Brush Strips made of robust polyamide 6.
<b>Underside</b>	Base of the mat is mechanically fitted with rubber inserts for slip resistance and noise reduction.
<b>Connection</b>	Stainless steel wire rope V2A for Ø 2 mm for 17 mm mat height, coated galvanized wire rope for 22 mm mat height.
<b>Lock</b>	Special threaded nipple with stainless steel screw (rust-proof).
<b>Profile Spacing</b>	Top Clean BRUSH 17 and 22 mm: 5 mm. Flexible spacers made of rubber.
<b>Profile Colours</b>	Natural aluminium. Profile can be supplied powder-coated to any RAL colour (for an extra charge).

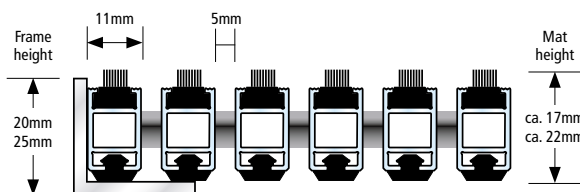
### Colours Brush Strip



black grey blue

3 | OUTDOOR AREA

### Top Clean BRUSH Brush Strip



- For outdoor use
- Recyclable



All profiles feature highly effective impact sound insulation!




## Top Clean STABIL Heavy Duty

Extreme load – this entrance matting system with a strong cleaning performance has an enormous load capacity, even with only 10 mm profile height. Profiles are dimensionally stable and extremely durable. We recommend this system for entrance areas with high traffic. Suitable for lift trucks and transport trolleys. Rubber profiles alternating with cassette brushes and scraper bars provide optimal protection against dirt and moisture. Sound-absorbing, dimensionally stable, rollable and easy to clean. Available in any width and length. Special shapes at extra charge.

<b>Aluprofil</b>	Warp resistant aluminium profile (alloy EN AW 6060-6063, wall thickness up to 2.5 mm) for fully supported and self-supporting installation (substructure on site, maximum distance between supports 300 mm).
<b>Upper / Combinations</b>	<p>You may choose between various installation options or even combine several options:</p> <ul style="list-style-type: none"> <li>• Anti-slip Grooved Rubber (EPDM), with lengthwise and crosswise grooves, heavy-duty and UV-resistant conforming to <a href="#">DIN 7863</a> (German Industrial Standard). Fire behavior Cfl-s1 conforming <a href="#">DIN EN 13501-1</a> (German Industrial Standard).</li> <li>• Cassette Brush made of robust, heavy-duty polyamide 6, slip-resistant properties R 13 conforming to <a href="#">DIN 51130</a> (German Industrial Standard).</li> </ul>
<b>Underside</b>	Base of the mat is mechanically fitted with rubber inserts for anti-slip and noise reduction.
<b>Connection</b>	Stainless steel wire rope V2A for Ø 2 mm for 10 and 17 mm mat height, Stainless steel wire rope V2A for Ø 3 for 22 mm mat height.
<b>Lock</b>	Special threaded nipple with stainless steel screw (rust-proof).
<b>Profile Spacing</b>	Top Clean STABIL 10/13, 17 and 22 mm: 4 and 6 mm. Profile spacing optional also in 3 mm for automatic door systems conforming to <a href="#">DIN 18650</a> . Flexible spacers made of rubber.
<b>Profile Colours</b>	Natural aluminium. Profile can be supplied powder-coated to any RAL colour (for an extra charge).

### Cassette Brush



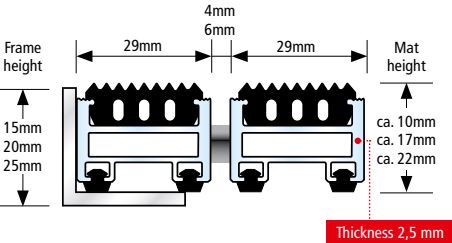
### Grooved Rubber






# Top Clean STABIL Possible Combinations

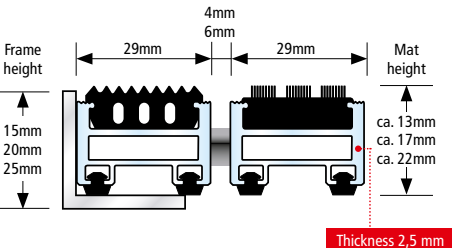
## Top Clean STABIL Grooved Rubber




- For outdoor use
- Accessible
- Accessible with hand lift truck
- Recyclable
- Rust-proof



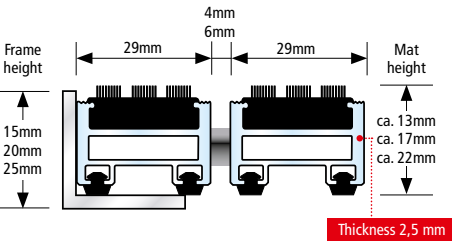
## Top Clean STABIL Grooved Rubber and Cassette Brush




- For outdoor use
- Accessible with hand lift truck
- Recyclable
- Rust-proof



## Top Clean STABIL Cassette Brush



- For outdoor use
- Accessible with hand lift truck
- Recyclable
- Rust-proof



All profiles feature highly effective impact sound insulation!

3 | OUTDOOR AREA




NEW!

## Top Clean STABIL XL Heavy Duty for Large Areas

This Top Clean version provides superior load capacity and reliable protection against dirt and moisture for architecturally ambitious entrance areas. The 39 mm profiles are ideally suited for large areas. Thanks to its high load capacity, this system is an efficient, durable solution. The rubber and brush profiles as well as the scraper bars used feature anti-slip properties. Sound-absorbing, dimensionally stable, rollable and easy to clean. Available in any width and length. Special shapes at extra charge.

<b>Aluprofil</b>	Warp resistant aluminium profile (alloy EN AW 6060, wall thickness up to 2.5 mm) for fully supported and self-supporting installation (substructure on site, maximum distance between supports 300 mm).
<b>Upper / Combinations</b>	<p>You may choose between various installation options or even combine several options:</p> <ul style="list-style-type: none"> <li>• Anti-slip Grooved Rubber (EPDM), with lengthwise and crosswise grooves, heavy-duty and UV-resistant conforming to <b>DIN 7863</b> (German Industrial Standard). Fire behavior Cfl-s1 conforming <b>DIN EN 13501-1</b> (German Industrial Standard).</li> <li>• Cassette Brush made of robust, heavy-duty polyamide 6, slip-resistant properties R 13 conforming to <b>DIN 51130</b> (German Industrial Standard).</li> </ul>
<b>Underside</b>	Base of the mat is mechanically fitted with rubber inserts for anti-slip and noise reduction.
<b>Connection</b>	Stainless steel wire rope V2A for Ø 3 for 22 and 27 mm mat height.
<b>Lock</b>	Special threaded nipple with stainless steel screws (rust-proof).
<b>Profile Spacing</b>	Top Clean STABIL XL 22 and 27 mm: 4 and 6 mm. Flexible spacers made of rubber.
<b>Profile Colours</b>	Natural aluminium. Profile can be supplied powder-coated to any RAL colour (for an extra charge).

Cassette Brush



black

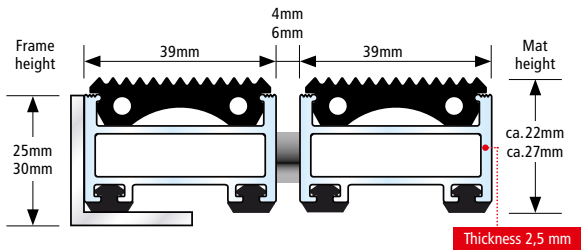
Grooved Rubber




black

## Top Clean STABIL XL Possible Combinations

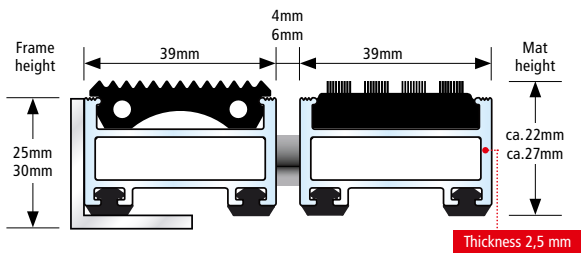
### Top Clean STABIL XL Grooved Rubber




- For outdoor use
- Accessible
- Accessible with hand lift truck
- Recyclable
- Rust-proof



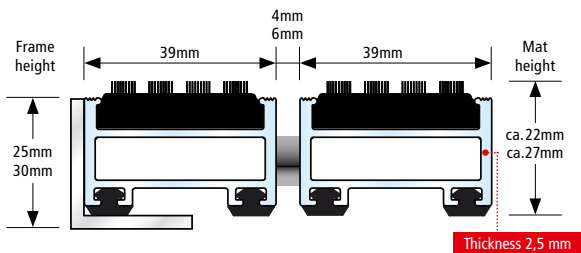
### Top Clean STABIL XL Grooved Rubber and Cassette Brush




- For outdoor use
- Accessible with hand lift truck
- Recyclable
- Rust-proof



### Top Clean STABIL XL Cassette Brush



- For outdoor use
- Accessible with hand lift truck
- Recyclable
- Rust-proof



All profiles feature highly effective impact sound insulation!





## Top Clean OBJEKT Extreme Heavy Duty

In-depth performance tests have confirmed the outstanding load capacity of the Top Clean OBJEKT version with 40 mm profiles. Suitable for any type of transport trolley. This version has been developed for areas with extremely high pedestrian traffic. We recommend Top Clean OBJEKT for the outside areas of shopping malls, airports, and stations. The robust cassette brushes for efficient, long-term dirt collection and moisture stop. Alternating rubber profiles are applied to further increase the cleaning performance.

<b>Aluprofil</b>	Warp resistant aluminium profile (alloy EN AW 6060, wall thickness up to 3.0 mm) for fully supported and self-supporting installation (substructure on site, maximum distance between supports 300 mm).
<b>Upper / Combinations</b>	<p>You may choose between various installation options or even combine several options:</p> <ul style="list-style-type: none"> <li>• Anti-slip Grooved Rubber (EPDM), with lengthwise and crosswise grooves, heavy-duty and UV-resistant conforming to <b>DIN 7863</b> (German Industrial Standard). Fire behavior Cfl-s1 conforming <b>DIN EN 13501-1</b> (German Industrial Standard).</li> <li>• Cassette Brush made of robust, heavy-duty polyamide 6, slip-resistant properties R 13 conforming to <b>DIN 51130</b> (German Industrial Standard).</li> </ul>
<b>Underside</b>	Base of the mat is mechanically fitted with rubber inserts for anti-slip and noise reduction.
<b>Connection</b>	Stainless steel wire rope V2A for Ø 3 mm.
<b>Lock</b>	Special threaded nipple with stainless steel screw (rust-proof).
<b>Profile Spacing</b>	Top Clean OBJEKT 22 mm: 5 mm. Flexible spacers made of rubber.
<b>Profile Colours</b>	Flexible spacers made of rubber.

NEW!

Cassette Brush



black

NEW!

Grooved Rubber

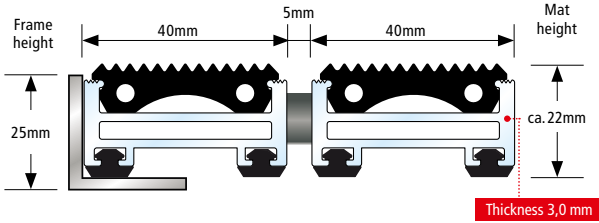


black


## Top Clean OBJEKT Possible Combinations

### Top Clean OBJEKT Grooved Rubber

**NEW!**

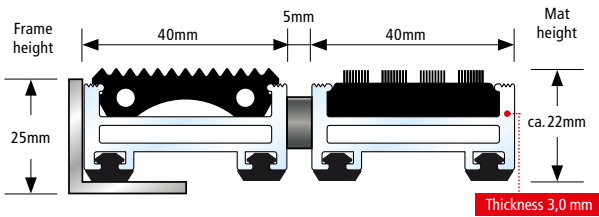


- For outdoor use
- Accessible
- Accessible with hand lift truck
- Accessible with forklift truck
- Recyclable
- Rust-proof




### Top Clean OBJEKT Grooved Rubber and Cassette Brush

**NEW!**

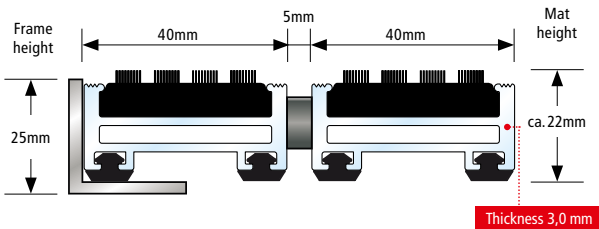


- For outdoor use
- Accessible with hand lift truck
- Accessible with forklift truck
- Recyclable
- Rust-proof




### Top Clean OBJEKT mit Cassette Brush

**NEW!**



- For outdoor use
- Accessible with hand lift truck
- Accessible with forklift truck
- Recyclable
- Rust-proof



All profiles feature highly effective impact sound insulation!




## Top Clean HIGH for Extreme and Heavy Load

Thanks to 2.5 mm of wall thickness, the 42 mm profiles in this Top Clean variant are ideally suited for areas with heavy traffic. We recommend this system for entrance areas with a frequency of more than 5,000 crossings per day. Robust material characteristics make the durable Top Clean HIGH profile system a particularly economic solution. Cassette brushes and rubber profiles provide highly effective dirt collection. Sound-absorbing, dimensionally stable, rollable and easy to clean. Available in any width and length. Special shapes at extra charge.

<b>Aluprofil</b>	Warp resistant aluminium profile (alloy EN AW 6060, wall thickness up to 2.5 mm) for fully supported and self-supporting installation (substructure on site, maximum distance between supports 300 mm).
<b>Upper / Combinations</b>	You may choose between various installation options or even combine several options: <ul style="list-style-type: none"> <li>• Anti-slip Grooved Rubber (EPDM), with lengthwise and crosswise grooves, heavy-duty and UV-resistant conforming to <b>DIN 7863</b> (German Industrial Standard). Fire behavior Cfl-s1 conforming <b>DIN EN 13501-1</b> (German Industrial Standard).</li> <li>• Cassette Brush made of robust, heavy-duty polyamide 6, slip-resistant properties R 13 conforming to <b>DIN 51130</b> (German Industrial Standard).</li> </ul>
<b>Underside</b>	Base of the mat is mechanically fitted with rubber inserts for anti-slip and noise reduction.
<b>Connection</b>	Stainless steel wire rope V2A for Ø 3 mm.
<b>Lock</b>	Special threaded nipple with stainless steel screw (rust-proof).
<b>Profile Spacing</b>	Top Clean HIGH 42 mm: 5 mm. Flexible spacers made of rubber
<b>Profile Colours</b>	Natural aluminium. Profile can be supplied powder-coated to any RAL colour (for an extra charge).

**Cassette Brush**



grey

black

**Grooved Rubber**

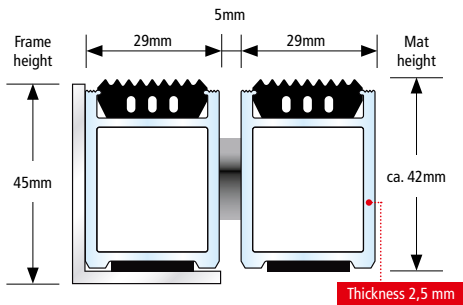


black



## Top Clean HIGH Possible Combinations

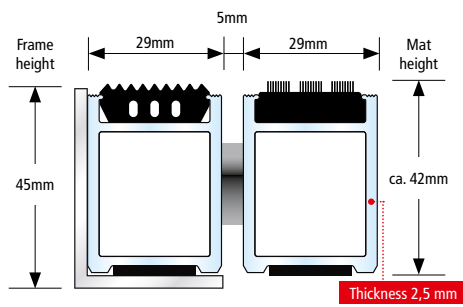
### Top Clean HIGH Grooved Rubber




- For outdoor use
- Accessible
- Accessible with hand lift truck
- Accessible with forklift truck
- Recyclable
- Rust-proof



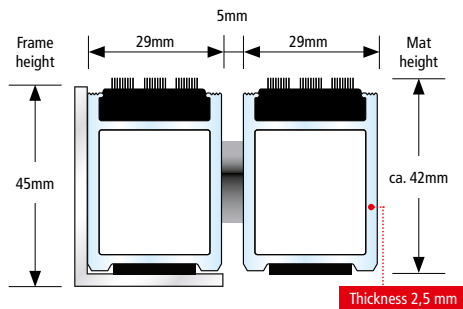
### Top Clean HIGH Grooved Rubber and Cassette Brush




- For outdoor use
- Accessible with hand lift truck
- Accessible with forklift truck
- Recyclable
- Rust-proof



### Top Clean HIGH Cassette Brush



- For outdoor use
- Accessible with hand lift truck
- Accessible with forklift truck
- Recyclable
- Rust-proof



All profiles feature highly effective impact sound insulation!









# 4

## SAFETY IN ENTRANCE AREAS

- 59 Visual and Tactile Guidance Systems for Entrance Areas
- 61 Safe Clean TREND: A Luminescent Safety Mat Combination with Tactile Guidance System





Visual and tactile guidance systems integrated into the mats assist blind persons and people with impaired vision to find their way inside the building. The guidance system is available in any width and may be used with any profile. Combining various profiles is possible. All colours for ribbed carpet and cassette brushes are available when using a tactile guidance system.



## Visual and Tactile Guidance Systems for Entrance Areas

In public buildings in particular, visual guidance and orientation systems in entrance areas are essential. For visually impaired persons, however, additional tactile systems are necessary for orientation. We have developed a safety concept using floor indicators to allow visually impaired persons to find their way inside the building.

Customized, accessible solutions on the basis of Top Clean aluminium profile mats with integrated guidance strips are available. We apply profile inlays with various structures and colours to facilitate orientation. Contrasting installation patterns support the guidance concept. The tactile orientation aids can be easily identified with a white cane. The system addresses various human senses, providing increased safety.

### Compatible with any Profile

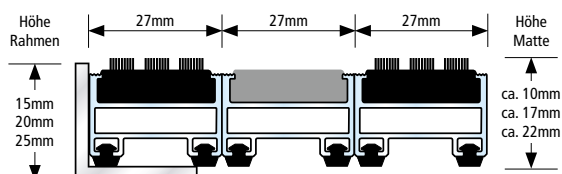
The design of our guidance system, according to DIN 18040-1 for accessible development, may be adapted individually to architectural concepts. The system is compatible with any profile in the comprehensive Top Clean programme by us. A range of variants with ribbed carpet, scraper bars and brush cassettes is available in numerous colours and various profile heights. In addition, we provide powder-coated aluminium profiles in RAL colours.







### Tailor-Made Solutions for Inside and Outside Zones

The Top Clean programme comprises solutions for inside and outside zones with normal and heavy pedestrian traffic – tailor-made and in any size. Special shapes with gaps, diagonal or circular cutting are available upon your request. Continuous, sound-absorbing rubber profiles on the underside prevent footfall noise effectively.



### Tactile Guidance System Top Clean TREND®



-  Tactile/visual guidance system
-  Accessible
-  For use indoors or in covered outdoor areas
-  Outdoor area
-  Recyclable
-  Rust-proof




All profiles feature highly effective impact sound insulation!





**BRIGHT**  
EFFECT





## Safe Clean TREND: A Luminescent Safety Mat Combination with Tactile Guidance System

NEW!

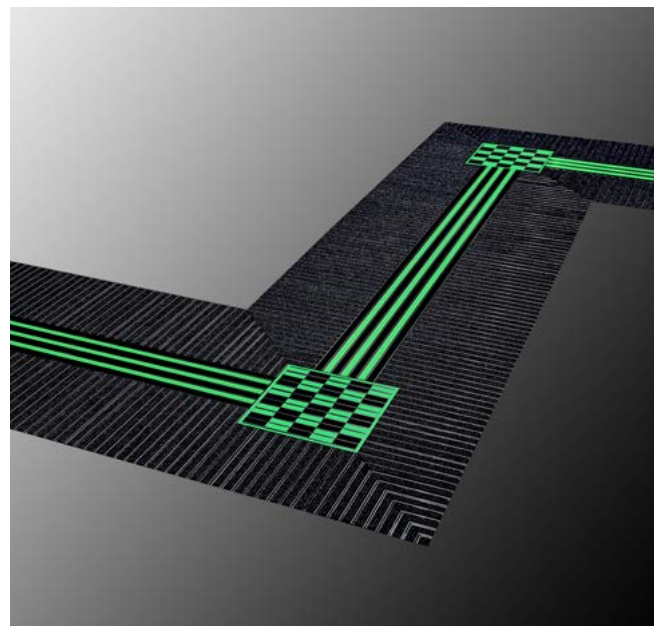



We developed the Safe Clean Trend safety mat to complement integrated safety systems in public buildings. Thanks to white safety strips that sharply contrast to the remaining components, this entrance matting system is also particularly visible, for visually impaired persons. This is especially important since entrance mats have superior anti-slip features, compared to the surrounding flooring.

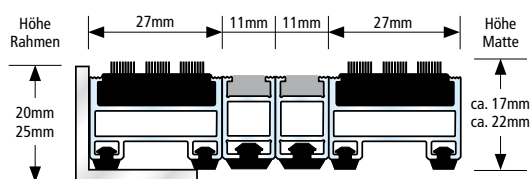
The Safe Clean TREND system shows its full strength in the event of sudden light failure: Special pigments in the safety strips collect luminous energy and provide a constant source of light. The mat remains visible even in complete darkness. Entrances, exits, and escape doors are much easier to locate thanks to the luminescent features of Safe Clean TREND. Other safety features, such as luminescent escape route signs and floor guidance strips, are thus complemented in an optimal way.

Tactile system combinations: Tactile floor indicators are important aids for handicapped or visually impaired persons. The luminescent safety strips of the Safe Clean TREND mat can easily be combined with our tactile guidance system. Orientation aids that address several human senses provide additional safety in entrance areas. The Safe Clean TREND system has received the 2017 ICONIC AWARD: Interior Innovation – Best of Best.


Please contact us if you are planning to install a safety system in your entrance area. We will gladly advise you.



### Tactile Guidance System Safe Clean TREND



- Tactile / visual guidance system
- Accessible
- Verwendung im Innenbereich Überdachter Outdoor area
- Outdoor area
- Recyclable



All profiles feature highly effective impact sound insulation!







O'LEARYS

M M M M M

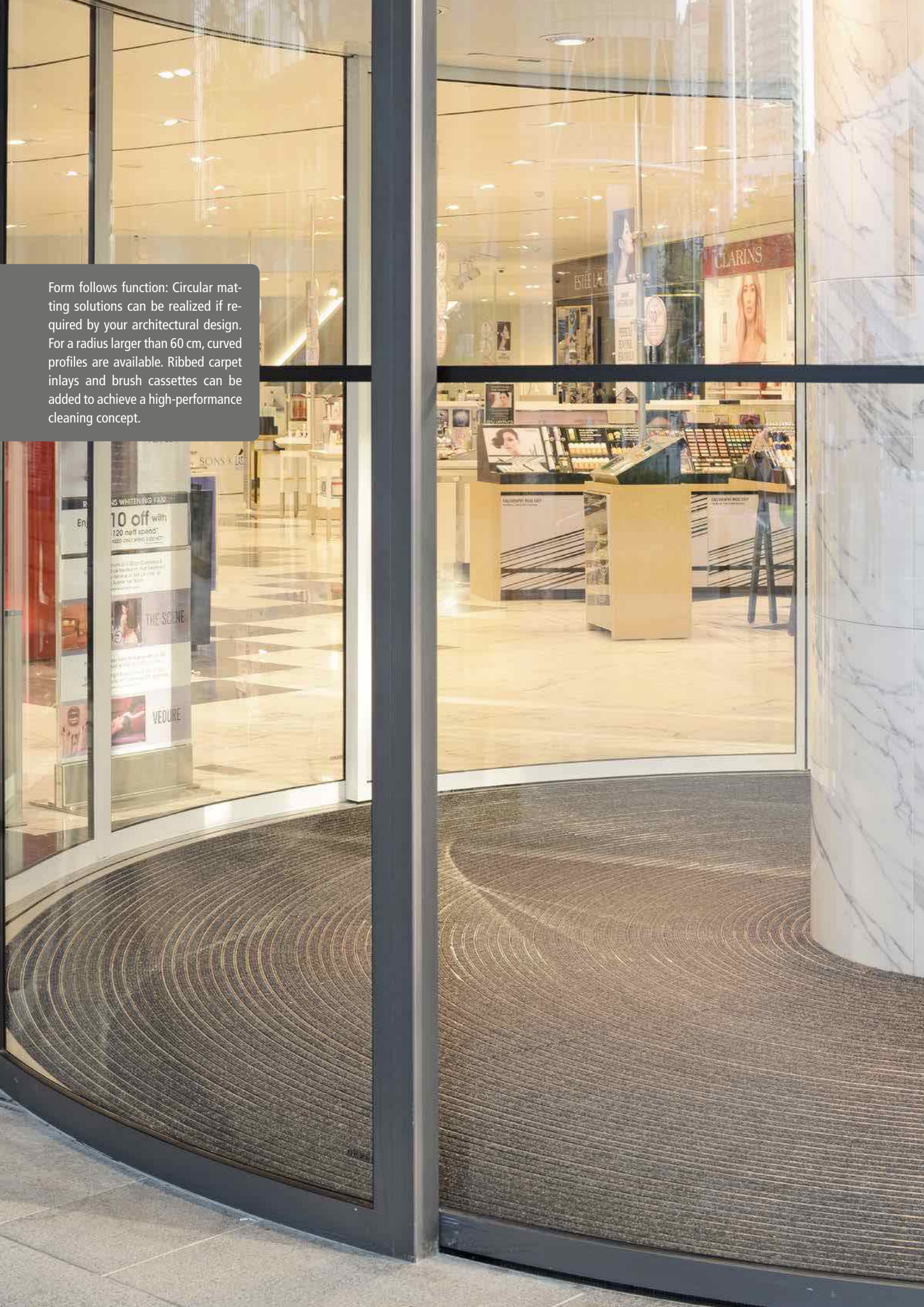


# 5

## DESIGN IN ENTRANCE AREAS

- 65 Top Clean TREND® CURVE
- 67 First Impressions Last!  
Matting Systems in Your Corporate Design
- 68 Stainless Steel Bars with Logos
- 68 Logo Bar with LED Illumination

Form follows function: Circular matting solutions can be realized if required by your architectural design. For a radius larger than 60 cm, curved profiles are available. Ribbed carpet inlays and brush cassettes can be added to achieve a high-performance cleaning concept.






# Top Clean TREND® CURVE

This system combines high cleaning power with innovative design. It is available in custom-made versions with curves and a variety of profiles according to your individual preferences. Featuring different variants with ribbed carpet or cassette brush, this solution is recommended for interior or outside areas. Also available is the special Top Clean STABIL CURVE design for heavy-duty use. Top Clean TREND® CURVE features sound insulation, is dimensionally stable and easy to clean; not rollable. Delivery time on request.


<b>Aluminium Profile</b>	Warp resistant aluminium profile (alloy EN AW 6060, wall thickness up to 1.5 mm) for fully supported installation.
<b>Upper</b>	<p>Choose between two combinable inlay variants</p> <ul style="list-style-type: none"> <li>• Ribbed Carpet: UV-resistant heavy-duty polypropylene, slip-resistant properties R 11 conforming to <b>DIN 51130</b> (German Industrial Standard).</li> <li>• Cassette Brush made of robust, heavy-duty polyamide 6, slip-resistant properties R 13 conforming to <b>DIN 51130</b> (German Industrial Standard).</li> <li>• On request: Anti-slip Grooved Rubber (EPDM), with lengthwise and crosswise grooves, robust and UV resistant in accordance with <b>DIN 7863</b>, non-skid category R9 in accordance with <b>DIN 51130</b> (German Industrial Standard), fire behavior Bfl-s1 / Cfl-s1 conforming <b>DIN EN 13501-1</b> (German Industrial Standard).</li> </ul>
<b>Underside</b>	Base of the mat is mechanically fitted with rubber inserts for anti-slip and noise reduction.
<b>Connection</b>	Stainless steel wire rope V2A for Ø 2 mm for 17 mm mat height, coated galvanized wire rope for 22 mm mat height.
<b>Lock</b>	Special threaded nipple with stainless steel screw (rust-proof).
<b>Profile Spacing</b>	Top Clean TREND® 17 and 22 mm: 4 mm. Flexible spacers made of rubber.
<b>Dimensions</b>	Available in any given dimensions, smallest bending radius is 60 cm. Largest one-piece profile length (arc length) is 300 cm. Bendable up to 180° (semi-circle).
<b>Profile Colours</b>	Natural aluminium.

ALSO AVAILABLE: STABIL VERSION

## Standard Colours · Special Colour options page 20



## Cassette Brush



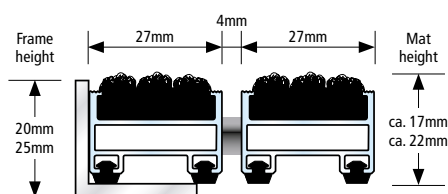
## Grooved Rubber




Due to technical limitations colours are only approximate.

## Top Clean TREND® CURVE

Model Top Clean TREND®



- For use indoors or in covered outdoor areas
- For outdoor use
- Accessible
- Recyclable



All profiles feature highly effective impact sound insulation!







ICC

ICC

ICC

ICC

ICC

ICC

ICC



## First Impressions Last! Matting Systems in Your Corporate Design

The entrance area should reflect a company's identity and values. A perfectly arranged entrance is key for visitors to feel comfortable when entering the building. Interior design, illumination, decoration – each element counts. A clean appearance is also an important factor. Here, efficient entrance matting systems from the TOP CLEAN brand are sustainable dirt collectors.

To make your company's appearance even more impressive, our entrance mats may become elements in your corporate design. We have developed various manufacturing techniques to integrate logos and lettering in TOP CLEAN systems. The results are eye-catching applications that provide high efficiency. Our profiles and inlays may be combined according to individual requirements – for public buildings, hotels, office or administration buildings. All we need to realize the design you wish is an image or vector in jpg., pdf., or dxf. format. Please get in touch with us for further advice – our specialists will gladly support you!



### Durable Systems with Ribbed Carpet Compositions

We integrate logos, images, and shapes in Top Clean premium entrance mats with ribbed carpet – in handmade quality. In this elaborate procedure, comparable to marquetry technique, we use a laser to cut templates out of the ribbed carpet. The cut areas are then filled up with ribbed carpet applications in colours according to our customers' corporate design. Please select any colour from our portfolio for applications (see page 20). Logo sizes must be compatible with mat sizes. Thanks to the laser technique applied, logos will not be abraded, even if mats are exposed to heavy pedestrian traffic. This ensures high durability, superior to print techniques. Large-size logos and lettering fit best for this method. The technique is not suitable for filigree structures, colour gradients, or shades.





## Stainless Steel Bars with Logos

Stainless steel profiles with laser-cut logos provide an exclusive appearance in entrance areas. We offer tailor-made lettering – your slogan, company name, or welcome message in a broad range of font types and sizes. Again, all we need is an image or vector in a suitable data format.

Extra-wide profiles provide additional space for images or icons. Our profiles with ca. 60 mm width are made of high-quality, brush-finished chromium-nickel steel. According to the mat type chosen, the area designated for logos may be enlarged by the width of one or two aluminium profiles to a maximum of 120 mm.

A steel sheet coated in any RAL colour will be attached to the backside of the stainless steel profile. The classy component part is compatible with any Top Clean TREND and Top Clean STABIL variant.



## Logo Bar with LED Illumination

A high-end solution offering the highest degree of individuality in your entrance area: We can fill the laser-cuttings from your logo with transparent Plexiglas and illuminate them with an LED technique. When planning such an installation, power supply must be considered. The power supply unit must be integrated in the building equipment. A suitable cable must be installed in the mat frame on the underside of the logo bar (to be provided by the customer).





# 6

## CUSTOM-MADE SOLUTIONS

71	Special Shapes: Frames and Matting	71
73	Individual Design – Individual Profile Colours	73
73	High-Quality Upgrading: Anodized Profile Surface with Corrosion Protection	73





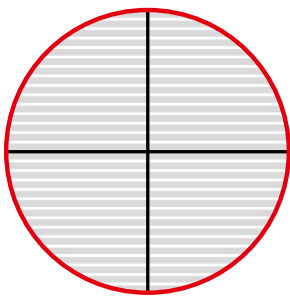


## Special Shapes: Frames and Matting

### Price Calculation for Circular Divided Entrance Mats and Frames

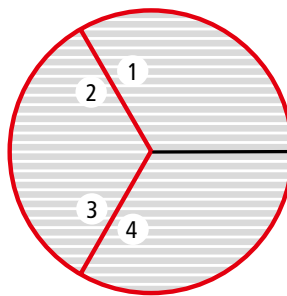
The red lines in the following drawings indicate the extra charge for the cutting of mats or frames. The prices of circular mats depend on how mats are divided. The mat area and the circumference of the curve will be calculated. These two positions form the basic price for the three variants of circular divided mats. We are happy to make a detailed offer with drawing for custom-made variants. Please ask for our planning installation service.

Typ 1: + Dividing  
Extra charge only for circular cutting (highlighted in red)



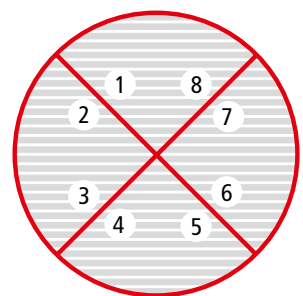
Extra costs will be added to the basic price.

Typ 2: Y Dividing  
Extra charge for circular cutting and four diagonal cuttings (highlighted in red)



Extra costs will be added to the basic price.

Typ 3: X Dividing  
Extra charge for circular cutting and eight diagonal cuttings (highlighted in red)




Extra costs will be added to the basic price.

### Price Calculation for Custom-Made Options with Gaps, Diagonal Cuts and Curves for Frames and Matting

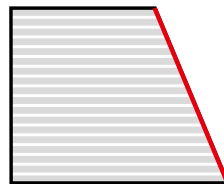
The red lines in the following drawings indicate the extra charge for the cutting of mats or frames. We always charge the actual area and add the costs for the cutting versions a, b or c. Depending on the shape of the mat or frame to be produced, all three cutting options may be charged once or several times for calculating the price. We are happy to make a detailed offer with drawing for custom-made options. Please ask for our planning installation service (digital measurement).

a) Gaps  
Extra charge only for gaps (highlighted in red)




Extra costs will be added to the basic price.

b) Diagonal Cuts  
Extra charge only for diagonal cuts (highlighted in red)



Extra costs will be added to the basic price.

c) Curves  
Extra charge only for circular cutting (highlighted in red)



Extra costs will be added to the basic price.





Choose between bright red, luminous yellow, and more colours for your individual design concept. Any Top Clean version is available in your preferred colour. For powder-coated versions you can select any RAL colour.





## Individual Design – Individual Profile Colours

Colours have an impact unlike any other design element. No matter if compositions are harmonious or rich in contrast, they are essential for the atmosphere of a room. In order to make our entrance matting systems particularly effective for design, we offer a broad range of powder-coated profiles in any RAL colour. Any TOP CLEAN aluminium profile may be added to support your design concept. We create entrance mats with efficient dirt collection according to your requirements – this gives our customers great flexibility when it comes to individual design preferences.


Combined with the colours of ribbed carpet and brush profiles, a multitude of design concepts may be put into practice. How about a classy design with all-black profiles and ribbed carpet, or deep-red ribbed carpet and scraper bars for a concept that is rich in contrast?



## High-Quality Upgrading: Anodized Profile Surface with Corrosion Protection

Anodized aluminium profiles have a very hard, scratch-resistant surface. This exclusive upgrade also provides a powerful protection against corrosion. Thanks to this technique, the profiles are suitable for use in outside areas and are resistant to chemicals. Anodized profiles are hardly more expensive than powder-coated profiles – an investment that is worth it!

We apply a procedure in which the colour is a part of the anodized layer, which makes it abrasion-resistant. Our standard colours are natural aluminium and variants in light bronze, medium bronze, dark bronze and black. Special colours are available for systems with a short bar length.








# 7

## ACCESSORIES · MAINTENANCE

- 76 SPEZIAL Angle Frame
- 76 T-Bars
- 77 Installation Guide for Frames
- 79 Dirt Collecting Trays Stainless Steel or Aluminium
- 80 Ramped Edge Frame for Top Clean
- 81 Cleaning and Maintenance

## SPEZIAL Angle Frame

We recommend using the SPEZIAL angle frame for the installation of all Top Clean matting systems to ensure optimum fixation and easy release for cleaning purposes. Frame, corner connections and screws are made of one material, stainless steel or aluminium, to prevent corrosion. Frames are mitre-cut and ready for screw connection.



<b>Material</b>	Angle profiles made of aluminium or stainless steel.
<b>Application</b>	Suitable for Top Clean mats 10/13, 17, 22, 27 and 42 mm.
<b>Height</b>	15, 20, 25, 30 and 45 mm.
<b>Profile Colours</b>	Natural aluminium. Profile can be supplied powder-coated to any RAL colour (at an extra charge).
<b>Special Shapes</b>	Gaps, curves and diagonals can be produced on the basis of a technical drawing or template at an extra charge.



Recyclable



Rust-proof



Frame with corner connector and anchor (delivered without installation)



Corner connectors and anchors are included, uninstalled when delivered



Red angle profiles provided as an installation aid for frames with over 2 m side length

## T-Bars

For all multi-part Top Clean mats without connectors in the profile direction. Simplifies the laying of the mat, especially after cleaning. Available at an extra charge.

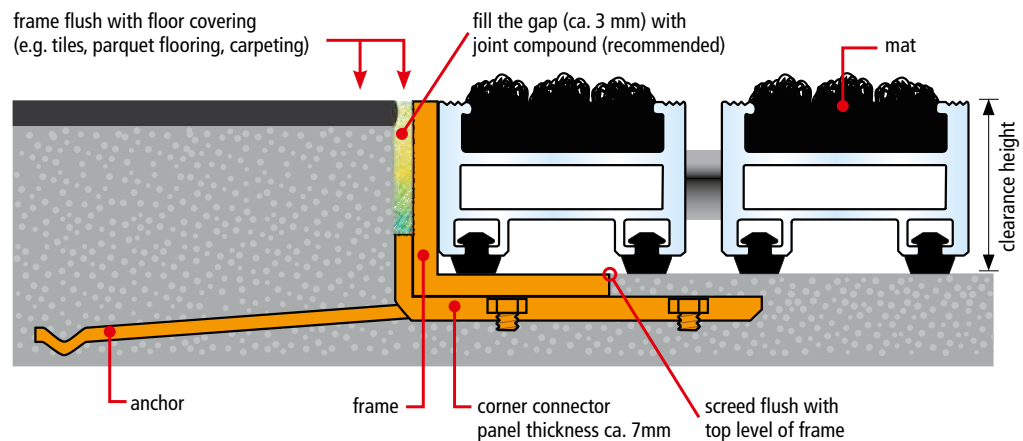
<b>Material</b>	Aluminium T-Bars.
<b>Use</b>	Suitable for Top Clean mats 17, 22 and 27 mm.
<b>Height</b>	20, 25 or 30 mm.
<b>Colours</b>	Natural milled aluminium. For a surcharge also available in a powder-coated finish as per RAL colour chart.





## Installation Guide for Frames

- When installing SPEZIAL angle frames, please make sure that the frame is flush with the floor (see illustration). Please note that the floor surface needs to be absolutely even for the matting to sit correctly in the frame once inserted. Repair uneven surfaces if necessary prior to frame installation. Important: Provide clearance height to insert entrance mat into the frame.
- Note: For larger frames (over 2 m), red angle frames will be supplied as an installation aid. Please ensure they are inserted according to the enclosed drawing. They will guarantee there is no movement in the frame while the screed sets.
- Mitred corners can be connected accurately by applying SPEZIAL corner connectors (included). Profiles of over 120cm include floor anchors that facilitate installation.
- Installing frames and mats according to the enclosed installation guide ensures that mats sit evenly in the frame. Please note that correct installation of the frame is absolutely essential as there is only a 2mm gap between frame and mat.







An ideal application solution where there is larger build-up of dirt or when intervals between cleaning are longer. In combination with dirt collection trays, the Top Clean entrance mat system can also be connected directly to a drainage system. This facilitates permanent drainage.



## Dirt Collecting Trays Stainless Steel or Aluminium

The dirt collection trays are manufactured from stainless steel or aluminium. They feature extended dirt collection and water drainage. The size of the tray should correspond to the mat size; extra-large trays are optional. Profiles welded in the walking direction provide rigidity. Single-part trays have a maximum width of 2,900 mm and a length of 1,400 mm; larger multi-part versions are available.

<b>Material</b>	Welded stainless steel or aluminium. Intermediate profiles made of stainless steel or aluminium, maximum distance apart 250 mm, with gaps for water drain. Perimeter frame made of stainless steel or aluminium.
<b>Application</b>	For use with Top Clean STABIL 17 and 22 mm; for Top Clean STABIL XL 22 and 27 mm; for Top Clean OBJEKT 22 mm and for Top Clean HIGH 42 mm.
<b>Design</b>	Rectangular or in special shapes, multi-part trays consist of single segments with separate drainage; segments are connected via stainless steel or aluminium u-profiles (included).
<b>Drain</b>	A 60 mm (1½ inch) stainless steel sieve is positioned in the centre of the tray or in a position of choice for connection to the drainage system.
<b>Special Shape</b>	Stainless steel or aluminum anchors can be fixed to the tray segments for precise assembly in the flooring (at an extra charge). Strengthened stainless steel or aluminium trays for heavy-duty areas with lift truck traffic are available (at an extra charge).



### Maximum dimension for one-piece versions

Design	Standard height	width	length
Stainless steel or aluminium	50 mm	2900 mm	1400 mm
Stainless steel or aluminium	75 mm	2850 mm	1350 mm




Non-standard heights on enquiry;  
larger versions are delivered in several parts with a separate drain.  
Price lists on enquiry.

## Ramped Edge Frame for Top Clean


The ramped edge frame is the ideal solution for non-recessed matting installations where no cut-outs on the floor are provided. All Top Clean matting with 10 or 17 mm can easily be equipped with ramped edge profiles. Entrance mats resting on ramped edge frames provide accessibility for wheelchairs and pushchairs.

<b>Material</b>	Warp resistant aluminium profile (alloy EN AW 6060)
<b>Application</b>	Suitable for Top Clean TREND® 10 and 17 mm.
<b>Colours</b>	Natural aluminium. Powder-coated aluminium profile can be provided in any RAL colour on request (at an extra charge).
<b>Underside</b>	Anti-slip coating with PE foam.


### Ramped Edge Frames




Ramped edge one-sided – the ramp is connected to the mat.



Ramped edge double-sided – the ramp is connected to the mat.




Ramped edge three-sided – the ramp is NOT connected to the mat, but can be secured to the floor.




Ramped edge perimeter – the ramp is NOT connected to the mat, but can be secured to the floor.

### Ramped Edge Frame



Recyclable

Rust-proof





## Cleaning and Maintenance



High cleaning power and longevity are the outstanding features of our Matting Systems. To ensure the optimum performance of the mats, please read the following instructions for installation and care. Like any floor covering subject to heavy use, our Entrance Matting Systems benefit from a regular cleaning regime; the optimum frequency of cleaning depends on the specific traffic rate and the degree of soiling.

To ensure a long life-time of the mats, we recommend the following:

- ▶ **Regular Cleaning:** Clean the surface of the aluminium profile mat regularly with a vacuum cleaner. Set the vacuum cleaner to its highest setting.
- ▶ **Cleaning in the event of heavy soiling:** When heavily soiled, roll up the mat after vacuum cleaning and remove the dirt that has been collected in the frame.
- ▶ **Cleaning in the event of extreme soiling:** Extremely dirty matting can easily be cleaned with a high-pressure cleaner. After the cleaning process, put the mat in a vertical position for quick drying. Return dried mats into the mat well. Your entrance mat will be fully functional again.
- ▶ **Replacing single ribbed carpet strips:** Individual tread inserts can be replaced when heavily contaminated or damaged. New inserts can be fixed into existing aluminium profiles using double-sided adhesive tape. Customers can replace damaged inserts themselves.

## Replacement of Ribbed Carpet Strips

Bad soiling and objects such as cigarette butts and chewing gum as well as oil stains can severely impair the cleaning function of entrance mats. For this reason, we have developed a method for replacing badly soiled ribbed carpet strips. The used ribbed carpet strips are detached from the aluminium profile of the mat, so that residue and dirt can be removed from the base frame. A self-adhesive tape is attached to the back of the new ribbed carpet strip, which is then fixed in position.

Recommended Sequence



1. Use a standard screwdriver to release the damaged insert from the aluminium profile and remove it.



2. Please note: Dirt, ribbed carpet and glue must be removed from the aluminium profile (e.g. using a chisel).



3. Place new insert into the aluminium profile using self-adhesive tape; use a rubber hammer if necessary to affix insert.



# FAX SHEET

Enquiry

Order

Building project: \_\_\_\_\_

Product type: \_\_\_\_\_

Profile spacing:  ca. 4 mm  ca. 6 mm

Profile height:  ca. 10/13 mm  ca. 17 mm  ca. 22 mm  ca. 27 mm  ca. 42 mm

Upper: \_\_\_\_\_

Insert colour: \_\_\_\_\_

Frame required:  yes  no

Type of frame:  Aluminium  Stainless steel (rust-proof)

The dimensions submitted indicate:

External frame dimension:

Internal frame dimension:

Exact size of mat:

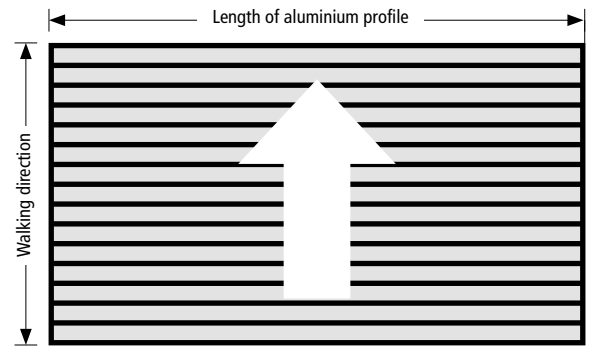
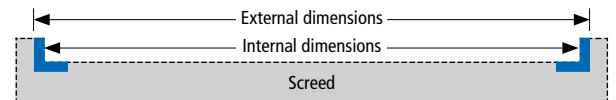
Number: \_\_\_\_\_ pc.

Special design as per drawing:   
(included)

Special design as per template:   
(Will be sent separately.)

Length of aluminium profiles: \_\_\_\_\_ cm

Walking direction: \_\_\_\_\_ cm



Whenever possible, entrance matting systems will be produced in one piece. Sizes larger than the standard dimensions and weight (**maximum width of aluminium profiles: 300 cm, maximum weight: 50 kg**) that cannot be installed properly as one piece will be divided.

Please send me an offer for measuring up.

Please send me the catalogue with price list.

Please send me an offer for on-site laying of the matting system.

Please send me the catalogue with price list and product sample box.

## 1. Address for invoice:

Company: \_\_\_\_\_

Customer number, if known: \_\_\_\_\_

Name: \_\_\_\_\_

Address: \_\_\_\_\_

Postcode: \_\_\_\_\_ City: \_\_\_\_\_

Country: \_\_\_\_\_

Phone: \_\_\_\_\_ Fax: \_\_\_\_\_

E-mail: \_\_\_\_\_

## 2. Address for delivery (if not the same as for invoice)

Company: \_\_\_\_\_

Name: \_\_\_\_\_

Address: \_\_\_\_\_

Postcode: \_\_\_\_\_ City: \_\_\_\_\_

Country: \_\_\_\_\_

Phone: \_\_\_\_\_

Requested delivery date: \_\_\_\_\_

Date/Stamp/Signature: \_\_\_\_\_







**GEGGUS**<sup>®</sup>

**70**  
YEARS  
1947-2017

**Imprint**

GEGGUS GmbH  
Höhefeldstraße 56 – 60 · 76356 Weingarten · Germany  
Phone +49 7244 7055 - 0 · Fax +49 7244 7055 - 80  
info@geggus.de · www.geggus.de

Managing Director: Kai Geggus  
Editors: Kai Geggus, Patricia Hartkorn  
Layout: EDJM  
Edition: January 2017.

For terms and conditions please see our website at [www.geggus.com](http://www.geggus.com).  
No liability for printing errors.

© GEGGUS GmbH, Weingarten (Germany)





**GEGGUS**<sup>®</sup>

**70**  
YEARS  
1947-2017

#### HEADQUARTER

---

##### **Germany**

GEGGUS GmbH  
Höhefeldstraße 56 – 60  
76356 Weingarten  
Phone +49 7244 7055-0  
Fax +49 7244 7055-80  
E-mail [info@geggus.com](mailto:info@geggus.com)  
Internet [www.geggus.com](http://www.geggus.com)

#### BRANCHES

---

##### **France**

GEGGUS France SARL  
22, rue de Barr  
67000 Strasbourg  
Phone + 33 388 141070  
Fax + 33 388 141079  
E-mail [info@geggus.fr](mailto:info@geggus.fr)  
Internet [www.geggus.fr](http://www.geggus.fr)

##### **Switzerland**

GEGGUS Schweiz GmbH  
Badweg 2  
5103 Wildegg  
Phone + 41 62 8976001  
Fax + 41 62 8976002  
E-mail [info@geggus.ch](mailto:info@geggus.ch)  
Internet [www.geggus.ch](http://www.geggus.ch)

##### **South East Asia**

GEGGUS Asia Pte. Ltd.  
181 Kaki Bukit Ave 1  
Shun Li Industrial Park  
Singapore 416025  
Phone + 65 6747 0628  
Fax + 65 6746 7273  
E-mail [info@geggus.sg](mailto:info@geggus.sg)  
Internet [www.geggus.sg](http://www.geggus.sg)