

3M Building & Commercial Services
Nomad Optima+ Entrance Matting



Engineered to last

Introducing the new 3M™ Nomad™
Optima+ Entrance Matting




Working hard, looking good

As an architect or facilities manager you know how important brand image is to high-end commercial operations such as shopping centres, airports and hotels. You also know that the best way to delight building owners is to offer them solutions that are safe, engineered to last, and easy and affordable to maintain.

80% of dirt and moisture is tracked into buildings on the soles of shoes. Effective and attractive matting can create a welcoming entrance area for customers and employees, assist in slip reduction, and play a vital role in reducing facility maintenance costs, particularly in buildings with heavy footfall.

By specifying 3M Nomad Optima+ Entrance Matting, you can help your clients to keep their floors smarter, cleaner and safer, for longer, at a total lower cost - protecting their company image, and their bottom line.

- Superior dirt and moisture retention properties
- Extremely hard wearing (5 year warranty)
- Aesthetically pleasing
- Choice of Open and Closed construction
- Choice of flush recessed well or drop down mat options
- Easy to install, clean and maintain
- Cut and shaped to suit any entrance



Precision engineered for extreme traffic conditions

Harder working

Nomad Optima+ Entrance Matting is constructed from hard-wearing aluminium profiles, in-filled with 3M™ Nomad™ Aqua 85 Series Textile, a tried and tested combination of fine and coarse tufted loop fibres which simultaneously scrape off dirt and absorb water from the soles of shoes, retaining it within the mats' open or closed structure. The benefits can be measured in reduced cleaning costs, less floor damage, and fewer slips, trips and potential compensation claims.

Longer lasting

Precision engineered for extreme traffic conditions, Nomad Optima+ Entrance Matting is designed to trap and hold large amounts of dirt, grit and moisture at the door, while maintaining excellent appearance over time. It goes on working harder, for longer too. In fact, we're so confident of its durability that it comes with a 5 year performance guarantee.

Wide range of options

Every entrance specification is different. Which is why Nomad Optima+ Entrance Matting comes with a choice of open or closed mat construction and a range of rail heights for interior recessed well applications. For refurbishments and retro-fitting, Nomad™ Optima+ Slim Entrance Matting combines the durability of aluminium-framed matting, with the convenience of a drop-down mat. All come in a choice of colours to complement their interior surroundings, and can be cut to specified shape and size. Rubber in-fills are also available and ideal for use externally.

Easy to install and maintain

Nomad Optima+ Entrance Matting combines exceptional durability with lightness in mind for ease of handling, making it easy to install and maintain. Cut and shaped to size, it can be simply unrolled into the recess well to install, and then rolled back for ease of cleaning in-situ. A simple cleaning regime, based on daily vacuuming, combined with periodic deep cleaning, will maximise the longevity of the matting.




Nomad Optima+ Closed

Colour options

Black



Grey



Brown



Blue



Product reference

Description	3M Part Number
3M Optima+ Closed 14 Textile	19500176219
3M Optima+ Closed 14 Rubber	19500176243
3M Optima+ Closed 17 Textile	19500176250
3M Optima+ Closed 17 Rubber	19500176276
3M Optima+ Closed 21 Textile	19500176482
3M Optima+ Closed 21 Rubber	19500176292
3M Optima+ Closed 26 Textile	19500176300
3M Optima+ Closed 26 Rubber	19500176367

Technical data

Positioning	Indoor
Traffic (crossings per day)	>5000
Construction	Aluminium profiles with textile infills and PVC aluminium interlinks
Pile material	Polymid 6
Pile construction	Dual loop pile
Pattern	Random
Total height	14mm – 26mm
Rail height	10mm – 22mm
Flammability	Cfl – s1 for textile and rubber

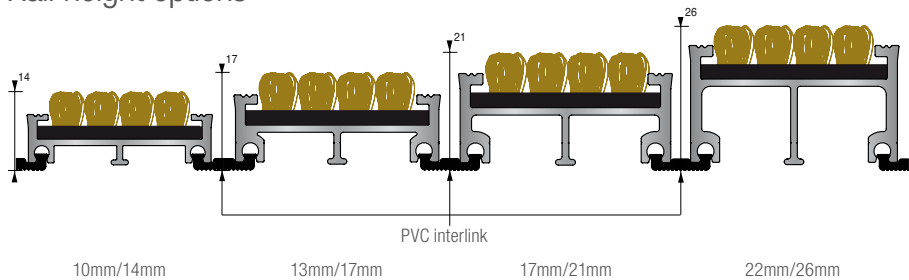
Nomad™ Optima+ Closed Entrance Matting is a rigid-framed, closed-construction aluminium matting system designed for use in internal recessed wells in heavy to extreme traffic entrances. In-filled with 3M™ Nomad™ Aqua 85 Series Textile, it offers the same superior soil scraping and moisture absorption characteristics as the open construction version, but is backed with PVC to retain dirt and moisture within the mat.


The aluminium rails are 5mm spaced, to allow heavy soil, sand and grit to drop between the sections, preventing soil tracking while maintaining the matting's excellent appearance over time. The PVC interlinks prevent dirt from falling into the well for fast cleaning in-situ.

- Durable, impact-resistant aluminium profiles
- 3M™ dual fibre loop technology offers superior dirt and moisture retention
- Rubber inlays for noise reduction
- PVC backed for easy cleaning in-situ
- Available cut to size
- Also available with rubber in-fills
- 5 year performance warranty

Easy to install.
Easy to clean.

Rail height options






Nomad Optima+ Open

Nomad™ Optima+ Open Entrance Matting is a rigid-framed, open construction matting designed for use in internal recessed wells. Designed for heavy to extreme traffic entrances, it is made of aluminium panels, in-filled with 3M™ Nomad™ Aqua 85 Series Textile which combines highly effective soil-scraping and water-absorbing characteristics. The open construction is particularly suitable for drained wells, especially in wet regions and where there is considerable snow, ice and water.

The aluminium rails are 5mm spaced, and the wire interlinks allow heavy soil, sand and grit to drop between the sections, preventing soil tracking while maintaining the matting's high quality appearance over time. The panels are joined with stainless steel, extra-resistant rope, which allows the matting to be rolled up for easy cleaning.

- Durable, impact-resistant aluminium profiles
- 3M™ dual-fibre loop technology delivers superior dirt and moisture retention
- Flexible steel interlinks for easy rolling means easy removal of trapped dirt
- Traps and hides more dirt and water than closed structure
- Rubber inlays for noise reduction
- Easy and quick to clean
- Can be cut to a wide variety of sizes, from the simple to the complex
- Also available with rubber in-fills
- 5-year performance warranty

Colour options



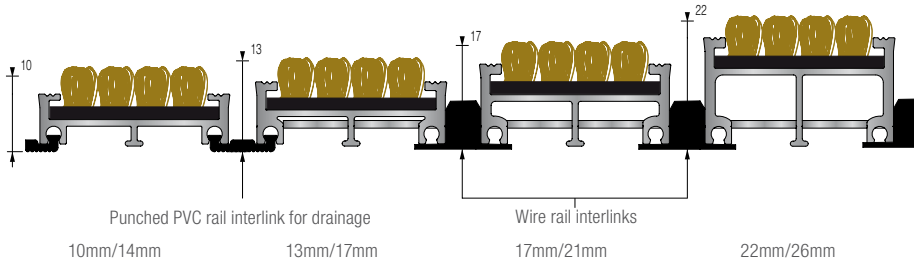
Product reference

Description	3M Part Number
3M Optima+ Open 10 Textile	19500176383
3M Optima+ Open 10 Rubber	19500176391
3M Optima+ Open 13 Textile	19500176409
3M Optima+ Open 13 Rubber	19500176417
3M Optima+ Open 17 Textile	19500176425
3M Optima+ Open 17 Rubber	19500176441
3M Optima+ Open 22 Textile	19500176458
3M Optima+ Open 22 Rubber	19500176466

Technical data

Positioning	Indoor
Traffic (crossings per day)	>5000
Construction	Aluminium profiles with textile infills and steel wire rail interlinks
Pile material	Polymid 6
Pile construction	Dual loop pile
Pattern	Random
Total height	14mm – 26mm
Rail height	10mm – 22mm
Flammability	Cfl – s1 for textile and rubber

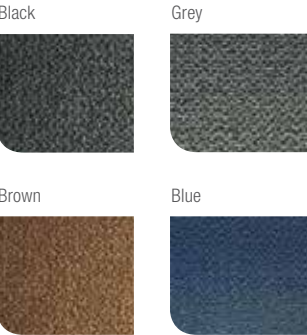
Rail height options





Nomad Optima+ Slim

Colour options



Nomad™ Optima+ Slim Entrance Matting allows building owners to combine all the performance advantages of aluminium-framed entrance matting, with the convenience of a drop-down mat. Ideal for retro-fitting and refurbishment of entrances which do not have recessed wells, Optima+ is constructed from high-strength, low profile aluminium strips bonded to a PVC backing and in-filled with 3M™ Nomad™ Aqua 85 Series Textile. The matting can be flush mounted without a recessed well within a tile or laminate floor, or finished with aluminium profile edges for surface mounting.

- Extra slim profile - total height 11mm
- Ideal for renovations – no recessed mat well necessary
- Durable aluminium profiles provide high impact resistance
- 3M™ dual fibre loop technology offers superior dirt and moisture retention
- Easy to clean
- Available cut to size
- 5 year performance warranty

Product reference

Description	3M Part Number
3M Optima+ C+ Slim 11 Textile	19500176474

Technical data


Positioning	Indoor
Traffic (crossings per day)	>5000
Construction	Aluminium frames with textile infills glued onto PET underlay
Pile material	Polymid 6
Pile construction	Dual loop pile
Pile width (between aluminium profiles)	29mm
Pattern	Random
Total height	11mm
Rail height	7.5mm
Flammability	Cfl – s1 for textile and rubber


Drop down flexibility in aluminium mat format

Flush mounting

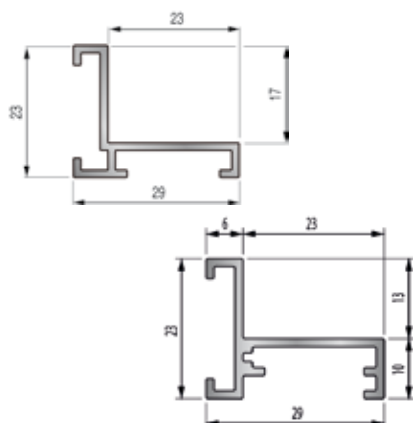


Surface mounting





Accessories for Nomad Optima+ Entrance Matting



Mat Well Frame

Recessed mats will require a mat well frame. These provide alignment of the frame with the mat. The mat well frames are supplied with the profiles cut to size, anchoring clips and corner connections (not assembled).

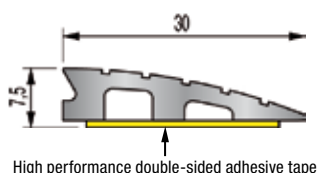
3M Mat Well Frame 13mm - Aluminium finish

3M Mat Well Frame 17/23mm - Aluminium finish

Please note:

For Nomad Optima+ 14 please use Mat Well Frame 13mm

For Nomad Optima+ 17, 21 and 26 please use Mat Well Frame 17/23mm



High performance double-sided adhesive tape

Self-adhesive Access Ramp

For use with Nomad Optima+ Slim. Free standing on the floor. The self adhesive ramp secures the mat and makes wheeled traffic easy.

3M Optima+ Self-adhesive Access Ramp - Anodised aluminium



Connecting Plate

Advised for wedging and interlocking two mats.

3M Optima+ Connecting Plate - Galvanised steel


Dimensions 817mm x 100mm

For more information. And take your first step to specifying Nomad Optima+ – the smart, high-performance, low maintenance entrance matting solution, call us.

Tel: 0845 601 5499

www.3M.eu/OptimaPlus





Nomad Modular Matting

Nomad Aqua Series Textile Matting

Nomad Terra Matting

Innovators in entrance matting

3M's brand-leading position in floor care reflects the company's global reputation for innovation and value. Over 30 years ago our scientists developed the first Nomad matting product with its revolutionary vinyl 'coiled loops'. Incorporating carpet fibre technology, the matting range has since been widely expanded to include everything from outdoor matting for extreme conditions, to modular systems for the ultimate in flexibility.

3M™ Nomad™ Aqua Series Textile Entrance Matting

- Traps more dirt and moisture than conventional entrance matting
- Maintains a clean welcoming entrance
- Based on Nomad's tried and tested dual-fibre loop system
- Flexible and easy to install
- Comes in a choice of colours and sizes to fit any décor or traffic flow
- Ideal for use in offices, hotels, restaurants and retail outlets.

3M™ Nomad™ Terra Matting

- Range of durable vinyl matting for use outdoors, indoors or in recessed wells
- For extreme traffic, Terra Matting 9100's grooved construction is ideal for outdoor use, scraping and holding large amount of soil
- For interior use, Terra Matting 8150's coiled vinyl structure removes, traps and hides high levels of dirt, and is available in a wide range of colours.

3M™ Nomad™ Modular Matting

- Offer complete flexibility of performance and design
- Allows you to build a combination of scraping and carpet elements into one customised entrance mat
- Uses two interlocking tiles – the 8300 tile with its unique scraping blades for maximising soil removal, and the 8900 combined scraping and absorbing tile for removing and holding moisture
- Clip simply together in any combination colour and pattern to meet traffic and interior design needs.

Building & Commercial Services

3M United Kingdom PLC

3M House
28 Great Jackson Street
Manchester M15 4PA
Extranet: www.3M.co.uk/MyFacilities
Email: commcareuk@mmm.com
Website: www.3M.eu/Facilities

Building & Commercial Services

3M Ireland Limited

The Iveagh Building
The Park
Carrickmines
Dublin 18
Phone: 01 280 3555
Fax: 01 280 3849

Please recycle. Printed in UK.
3M is trademark of 3M.
© 3M 2013. All rights reserved.

